



GOLDEN KNIGHTS



CLARKSON HOCKEY

2008 ECAC HOCKEY REGULAR SEASON CHAMPIONS



CLASS of 2008

Steve Zalewski

David Leggio

Mike Arciero

David Cayer

Nick Dodge

Grant Glitsome



**20 NCAA TR.
APPEARANCES**

2008 NCAA EAST REGIONAL - TIMES UNION CENTER, ALBANY, NY - MARCH 28-29



2008 Division I Men's Ice Hockey Championships

First Round

Second Round

Semifinals

Championship

I Michigan (31-5-4) - CCHA

March 28 - 7:30 pm

Niagara (22-10-4) - CHA

St. Cloud (19-15-5) - WCHA

March 28 - 4:00 pm

CLARKSON (21-12-4) - ECAC

Colorado Col. (28-11-1) - WCHA

March 28 - 10:00 pm

Michigan St. (24-11-5) - CCHA

Notre Dame (24-15-4) - CCHA

March 28 - 6:30 pm

4 New Hampshire (25-9-3) - HEA

3 North Dakota (26-10-4) - WCHA

March 29 - 3:00 pm

Princeton (21-13) - ECAC

Denver (26-13-1) - WCHA

March 29 - 6:30 pm

Wisconsin (15-16-7) - WCHA

Boston College (21-11-8) - HE

March 29 - 7:30 pm

Minnesota (19-16-9) - WCHA

Air Force (21-11-6) - AH

March 29 - 4:00 pm

2 Miami (32-7-1) - CCHA

EAST REGIONAL
Times Union Center
Albany, NY
March 29 - 7:00 pm

WEST REGIONAL
World Arena
Colorado Springs, CO
March 29 - 10:00 pm

MIDWEST REGIONAL
Kohl Center
Madison, WI
March 30 - 7:00 pm

NORTHEAST REGIONAL
DCU Center
Worcester, MA
March 30 - 4:30 pm

Pepsi Center
Denver, CO
April 10
6 or 9 pm

Pepsi Center
Denver, CO
April 10
6 or 9 pm

Pepsi Center
Denver, CO
April 12
7:00 pm




CHAMPION



CLARKSON HOCKEY - 20th NCAA Appearance





CLARKSON HOCKEY

Golden Knights



www.clarksonathletics.com

March 25, 2008

2007-08 SCHEDULE

October			
6	ACADIA UNIVERSITY (exh.)	H	W 5-2
7	St. Lawrence University - ESPN TV	A	L 3-2
12	UMASS	H	W 2-1OT
13	PROVIDENCE	H	W 2-0
20 *	ST. LAWRENCE	H	W 5-4OT
26	Lake Superior State	A	W 4-0
27	Lake Superior State	A	L 5-1
November			
2 *	HARVARD UNIVERSITY	H	W 2-1
3 *	DARTMOUTH COLLEGE	H	W 4-3
9 *	Quinnipiac University	A	L 3-2
10 *	Princeton University	A	W 6-2
16 *	YALE UNIVERSITY	H	W 1-0
17 *	BROWN UNIVERSITY	H	W 4-2
23	ST. CLOUD STATE	H	L 4-1
24	ST. CLOUD STATE	H	W 3-2
December			
1 *	St. Lawrence University	A	L 4-2
Florida College Classic at TECO Arena Estero, Florida			
28	CLARKSON vs Maine	N	L 5-3
30	CLARKSON vs Cornell	N	T 3-3OT
January			
5	BOSTON COLLEGE	H	W 4-2
11 *	Dartmouth College	A	L 3-1
12 *	Harvard University	A	W 4-2
18 *	Colgate University	A	T 1-1ot
20 *	Cornell University - ESPN TV	A	W 4-2
25 *	RENSSELAER	H	W 5-2
26 *	UNION COLLEGE	H	W 3-2
February			
1	Colorado College	A	L 5-2
2	Colorado College	A	L 6-1
8 *	CORNELL UNIVERSITY	H	W 4-1
9 *	COLGATE UNIVERSITY	H	T 0-0ot
15 *	Brown University	A	W 4-3ot
16 *	Yale University	A	L 5-2
22 *	Union College	A	T 3-3ot
23 *	Rensselaer	A	W 3-1
29 *	PRINCETON UNIVERSITY	H	W 4-3
March			
1 *	QUINNIPIAC UNIVERSITY	H	W 8-0
ECAC Hockey Playoffs - Quarterfinals			
14	COLGATE UNIVERSITY	H	W 1-0
15	COLGATE UNIVERSITY	H	L 4-3
16	COLGATE UNIVERSITY	H	L 3-2 2ot
NCAA East Regional Times Union Center Albany, NY			
28	St. Cloud State	N	4:00 pm
29	Michigan/Niagara	N	7:00 pm
April			
10&12	61st Annual NCAA Frozen Four Pepsi Center, Denver, CO		

* ECAC Hockey



CLARKSON EARNS #3-SEED in EAST REGIONAL; FACES OFF AGAINST ST. CLOUD in 1st ROUND

Another chance for postseason success awaits the **Clarkson University Hockey** team as the **Golden Knights** get set to battle for the national title. **ECAC Hockey Regular Season Champion**, Clarkson was one of the 16 teams selected to participate in the **2008 NCAA Tournament**, which begins with regional play this weekend.

Guided by fifth-year head coach **George Roll**, associate coach **Greg Drechsel** and assistant coach **Jean-Francois Houle**, the Knights were seeded third in the **East Regional**, which will be played at the Times Union Center in Albany, NY on March 28-29. The **Green and Gold** will faceoff against #2-seed St. Cloud State at 4:00 p.m. on Friday in the first round of the regional. Top-seeded Michigan will play #4-seed Niagara in the other East Regional first-round contest at 7:30 p.m. The winners will meet in Saturday's regional championship game, beginning at 7:00 p.m.

The champions of the four regionals will advance to the 61st Annual NCAA Frozen Four to be played at the Pepsi Center in Denver, CO on April 10 and 12.

Led by senior captain **Nick Dodge** (Oakville, ONT) and senior assistant captains **Grant Clitsome** (Gloucester, ONT) and **Steve Zalewski** (New Hartford, NY), Clarkson owns a 21-12-4 overall record and is ranked 10th/11th in the national polls. The Knights claimed the program's 10th ECAC Hockey Regular Season title with a 15-4-3 league mark.

Off for the past week, the Knights did not get a chance to defend their 2007 ECAC Hockey Championship Tournament title in Albany this past weekend after being knocked off by Colgate in the quarterfinal round of the conference playoffs.

Clarkson lost the best-of-three-game series to Colgate 2-1 at Cheel Arena with the eighth-seeded Raiders winning the deciding third game on March 16, 3-2 in double overtime, ending the fifth longest game in Clarkson history after 87:36 of play.

The Knights won the first game of the series 1-0 as Zalewski scored on the power play late in the first period. Senior **David Leggio** (Williamsville, NY) posted 19 saves for his fifth shutout of the season. Colgate won the second game 4-3, scoring the deciding goal early in the third period.

Sophomore **Matt Beca** (Mississauga, ONT) paces a balanced Clarkson offense, which is averaging 2.86 goals per game. Ten Golden Knights are recording double figures in the points column, including seven with over 20 points. Beca, a third-team **ECAC All-Star**, leads the way with 34 points on 10 goals and a team-high 24 assists. A first-team ECAC All-Star, Zalewski follows with 33 points, including a team-high 21 goals. He led the league in goal scoring with 16 in conference action. Junior **Chris D'Alvise** (Mississauga, ONT) chips in 29 points (12-17) and the **ECAC's Best Defensive Forward**, Dodge has scored 26 points (12-14). Dodge, who has a Clarkson career-record nine shorthanded goals, including four this year, headlines the Knights' penalty-killing unit, which has scored an NCAA-leading 12 shorthanded markers this season. Clitsome, a first-team ECAC All-Star, leads the scoring from the Clarkson blueline with 21 points (5-16).

Leggio, named a second-team conference all-star, backbones the Green and Gold's defensive effort, which is allowing 2.43 goals per game. Playing in 36 games, including 35 starts, Leggio posts a .918 save percentage and a 2.23 goals against average. He owns a 21-11-4 record, including five shutouts, the most whitewashes by a Clarkson goaltender in 36 seasons.

4 THINGS TO KNOW ABOUT CLARKSON HOCKEY

- Clarkson is making its 20th showing in the NCAA Tournament and second consecutive appearance.
- The Knights are 12-22-1 in NCAA play since 1957 and played in three title games, finishing as runner up in 1962, 1966 and 1970.
- Clarkson has posted back-to-back 20-win campaigns for the first time since 1997-98 and 1998-99 seasons.
- The Knights lead the nation in shorthanded goals with 12, paced by Nick Dodge and Matt Beca with four each.

Clarkson Quick Facts

UNIVERSITY INFORMATION

Location.....Potsdam, New York, 13699-5830
 Founded..... 1896
 Enrollment 3,000
 President..... Tony Collins
 Director of AthleticsSteve Yianoukos
 Athletic Department Telephone315-268-6622
 Nickname..... Golden Knights
 ColorsGreen (PMS 3305) and Gold (PMS 116)

TEAM INFORMATION

Head Coach.....George Roll
 Alma Mater.....BGSU '86
 at Clarkson95-79-20 (in 5th year)
 Record Overall214-153-36
(in 12th yr - including 7 at Oswego State)
 E-mail Addressgroll@clarkson.edu
 Associate Coach.....Greg Drechsel (5th year)
 Alma Mater.....Colgate University '88
 Assistant Coach.....JF Houle (5th year)
 Alma Mater.....Clarkson University '97
 Hockey Office Telephone 315-268-3874
 2007-08 Overall Record.....22-12-4
 2007-08 ECAC Hockey Record.... 15-4-3 (1st)
 CaptainNick Dodge
 Assistant Captains.....Grant Clitsome,
Steve Zalewski
 Lettermen Returning/Lost 17/7
 - Forwards Returning/Lost..... 11/4
 - Defense Returning/Lost..... 5/2
 - Goaltenders Returning/Lost..... 1/1
 Newcomers..... 10

PROGRAM HISTORY

Affiliation..... NCAA, Division I
 Conference..... ECAC Hockey
 First Season 1920-21
 Overall Record 1,282-683-111 (in 86th yr.)
(.644 winning percentage)
 Winning Seasons69
 ECAC Regular Season Titles..... 10
 (1966, 1977, 1981, 1982, 1991, 1995, 1997, 1999,
 2001, 2008)
 ECAC Championship Tournament Titles ..Five
 (1966, 1991, 1993, 1999, 2007)
 ECAC Playoff Record..80-59-5 (.573 win pct.)
 NCAA Playoff Appearances.....20
 (1957, 1958, 1962, 1963, 1966, 1970, 1981,
 1982, 1984, 1990, 1991, 1992, 1993, 1995,
 1996, 1997, 1998, 1999, 2007, 2008)
 NCAA Playoff Record | 2-22-1 (.357 win pct.)
 All-Americans..... 35 (13 two-time recipients)

HOME ICE

Cheel Arena at the Cheel Campus Center
 Capacity..... 3,000
 Ice Sheet..... 200' x 85'
 First Game 10/26/91 (Clarkson 9 - BC 3)
 Clarkson's Record at Cheel.....204-74-27 (in17th yr)
 Postseason Record at Cheel.....25-6

SPORTS INFORMATION

Sports Information Director Gary Mikel
 Office Telephone..... 315-268-6673
 E-mailmikelg@clarkson.edu

Clarkson is making its 20th showing in the NCAA Tournament since first appearing on the national stage in 1957. Clarkson owns a 12-22-1 record in its previous 19 showings in the NCAA Tournament. The Knights played in last year's national tourney as a number-one seed, falling 1-0 in overtime to UMass in the first round of the East Regional in Rochester.

The Green and Gold have played in three NCAA Championship games, finishing as runner-up in 1962, 1966 and 1970.

The Knights were a dominant team nationally in the 1990s and qualified for the tournament in nine out of 10 years during the last decade of the 20th century. Clarkson has lost its last five games in the tournament, and is 0-1 as a number-three seed.

Clarkson's last NCAA Tournament victory, during George Roll's final year as an assistant coach for the Knights, was a 6-1 win over Western Michigan on March 22, 1996 as the fifth seed in Albany.

Clarkson has been a number one seed in the East Regional three times (1981, 1997, 2007).

THE OPPONENTS:

The **Huskies of St. Cloud State** overcame a mid-season slump to earn their seventh trip to the NCAA Tournament. Guided by third-year head coach Bob Motzko, St. Cloud owns a 19-15-5 overall record and finish tied for fourth in the WCHA with a 12-12-4 conference slate. The Huskies enter Albany having posted an 8-2-2 mark since early February. Both losses over the past 12 games have been one-goal setbacks, including a 3-2 defeat to Minnesota in the quarter-final round of the WCHA Final Five held in Minneapolis this past Thursday in their last game.

Hobey Baker Award finalist Ryan Lasch leads the St. Cloud offense with 53 points, including 25 goals. Jase Weslosky anchors the Huskies in goal with a .931 save percentage, a 2.12 GAA and a 16-12-2 record, including three shutouts through 32 games.

St. Cloud is looking for its initial NCAA postseason victory after going 0-7 in its first six years of tournament action. Last season, the Huskies, along with Clarkson, were in the East Regional in Rochester where they lost to Maine 4-1 in the first round.

The dominant program in the NCAA Tournament since national postseason play began in 1948, no team has made more Frozen Four appearances (22) or won more NCAA national titles (9) than **Michigan**. The **Wolverines** record in the NCAA Tournament is 44-23. Michigan's last national championship came in 1998.

Guided by legendary head coach Red Berenson, now in his 24th-year behind the Wolverines bench, Michigan is making its 18th consecutive appearance in the national tourney. The Wolverines own a 31-5-4 overall record and finished first in the CCHA with a 20-4-4 league mark. Michigan has won four straight, capped off by a hard-fought 2-1 victory over Miami in the CCHA Tournament Championship game on Saturday in Detroit.

A pair of veteran forwards leads the Wolverines high-scoring offense, which is averaging close to four goals per game. Hobey Baker Award finalist Kevin Porter (28-28) and Chad Kolarik (28-20) pace the attack with 56 and 48 points, respectively. Billy Sauer mans the crease for Michigan, posting a .924 save percentage, a 1.97 GAA and a 28-4-3 record, including three shutouts, through 35 games.

Making its third showing on the national stage, the **Niagara Purple Eagles** are looking to even their record at 2-2 in the NCAA Tournament. In its inaugural NCAA postseason game, Niagara shocked #3-seed University of New Hampshire 4-1 in the 2000 tournament before falling to eventual national champion North Dakota by the same score. The Purple Eagles also played in the 2004 tourney where they fell to Boston College 5-2.

The College Hockey America Tournament Champions, Niagara owns a 22-10-4 overall record and finished second in its conference with a 12-6-2 mark. The Purple Eagles, guided by 7th-year head coach Dave Burkholder, have gone 11-2-3 since mid-January with both losses during that 16-game stretch coming by one goal. Niagara, which did not play last week, won its third straight game by defeating Bemidji State 3-2 in the CHA Tr. title contest on March 16 on its home ice at Dwyer Arena. Vince Rocco and Hogsburg, NY native Ted Cook lead the Niagara offense with 45 (14-31) and 38 (16-22) points respectively. Juliano Pagliero has played 30 games in the Niagara goal and posts a .929 save percentage, a 2.26 GAA and a 17-6-4 record.

Head Coach George Roll

Leonard S. Ceglarski Endowed Chair



In his fifth year as head coach of the Golden Knights, George Roll, along with associate coach Greg Drechsel and assistant coach Jean-Francois Houle, has returned Clarkson Hockey back among the elite programs in the country.

The Knights claimed this year's ECAC Hockey regular season title, won the 2007 conference championship tournament crown, posted back-to-back 20-win campaigns, and have made consecutive appearances in the NCAA Tr. for the first time since the late 1990s.

During his five years he has guided the Green and Gold to a 95-79-20 overall record. In 2006-07, he guided the Knights to their first 20-win campaign in six seasons and to the ECAC Tr. title for the first time since 1999. Roll's recruiting classes, which form the foundation for the Knights' resurgence, have generated 11 NHL Draft picks.

Prior to a seven-year stint as head coach at Oswego State (1996-2003), Roll served eight years as an assistant coach at Clarkson when the Golden Knights enjoyed some of their greatest successes in the early 1990s.

From 1988-1996, with Roll as an assistant coach, Clarkson compiled a 176-82-26 overall record, won 19 ECAC playoff games, earned two conference regular season titles (1991, 1995), claimed two ECAC Tournament titles (1991, 1993) and participated in six NCAA postseason affairs, advancing all the way to the Frozen Four in 1991. The Knights' last NCAA tournament victory came in 1996 (6-1 over Western Michigan in the first round of the NCAA East Regional in Albany), Roll's final season at Clarkson before he left Potsdam for a very impressive career as head coach at Oswego beginning at the start of the 1996-97 campaign.

Head Coach at Clarkson (ECACHL)

2007-08: 21-12-4 (15-4-3, 1st), ECAC RS Title, NCAA Tr.
 2006-07: 25-9-5 (13-5-4, 2nd), ECAC Tr. Champs, NCAA Tr.
 2005-06: 18-17-3 (9-11-2, 8th), ECAC Quarterfinals
 2004-05: 13-23-3 (7-13-2, 9th), ECAC Quarterfinals
 2003-04: 18-18-5 (8-12-2, 9th), ECAC Tr. (runner-up)

Coaching Experience:

Clarkson Head Coach: 2003-present
 Oswego State: Head Coach, 1996-2003
 Clarkson: Assistant Coach, 1988-96
 BGSU: Graduate Assistant, 1987-88

Coaching Highlights:

Guided Clarkson to 2008 ECAC RS Title, 2007 ECAC Tr. Championship and back-to-back NCAA Tr. showings.
 Guided Clarkson to 2004 ECAC Tr. Championship Game.
 Led Oswego to 2003 NCAA Division III Championship Game.
 Named 2003 Division III Coach of the Year
 As an assistant, helped to lead Clarkson to a 176-82-26 overall record, two ECAC regular season titles (1991, 1995), two ECAC Tournament titles (1991, 1993) and six NCAA postseason showings in eight seasons (1988-96).

QUOTES FROM THE COACH:

"It took us a couple of days to get over the disappointment of not making it to Albany for our league championships," stated George Roll. "We gave the guys a couple of days off and they seemed re-focused. We are certainly excited about the opportunity, especially when we thought the season was over. To get a second life is something we hope to take advantage of."

About playing St. Cloud, Roll remarked, "They are a very skilled team. Obviously they have some firepower up front and they are awfully good on the power play. They have had solid goaltending all year. They are a team, if you give them time and space, that will create problems for you. We have to be real sound defensively, stay disciplined, stay out of the box, and try and play the game 5-on-5. Both teams are very similar in the way we like to play the game. We are very familiar with them, as they are with us. We have to be prepared to play a quality team in St. Cloud."

About playing in Albany, Roll stated. "It is certainly nice to stay close to home. For us, the Times Union Center is a place we have familiarity with. We expect to have a good fan base there."

THE SERIES:

vs. St. Cloud

Clarkson and St. Cloud split a weekend series in Potsdam earlier this season with the Knights snapping a five-game losing skid to the Huskies by winning the Saturday night contest 3-2 at Cheel Arena on November 24. Captain **Nick Dodge** scored twice in the win as the Green and Gold overcame a 2-1 deficit midway through the second period. **David Leggio** made 30 saves. St. Cloud won the first game of the weekend, 4-1.

The Huskies lead the overall series, which began with a 5-4 Clarkson win on October 24, 1987, 5-3. St. Cloud won the only neutral site game between the two teams with a 5-1 victory in the Icebreaker Invitational at Orono, ME on October 12, 2001.

Dodge has a team-high three goals and four points in the series, while Leggio posts a .904 save percentage and a 2.63 goals against average in 205 minutes of action against St. Cloud. He owns a 1-2 record against the Huskies.

vs. Michigan

Clarkson and Michigan have not played each other in almost 50 years. The teams last met in the semifinal game of the 1962 NCAA Tournament with the Knights gaining a 5-4 victory in Utica, the only postseason meeting between the two national powers. The Wolverines took the first two games in the series against Clarkson, winning 6-3 in Potsdam on November 28, 1958, and again at Clarkson Arena on November 27, 1959.


vs. Niagara

The Knights lead the all-time series against Niagara 4-2-1. Clarkson won the last meeting, posting a 7-3 victory in Potsdam on October 6, 2006 for its second straight win in the series. Niagara skated to a 6-3 win at Dwyer Arena on October 7, 2005 for its last win over Clarkson. The Knights won the only neutral site matchup, opening the series with a 5-1 victory in the consolation game of the Syracuse Invitational on December 28, 1997.

David Cayer has recorded a team-high five points, including four assists against the Purple Eagles. **Nick Dodge** leads Clarkson with three goals in the series. **David Leggio** posts a .882 save percentage, a 3.69 GAA and a 2-1 record through four games against Niagara.

— KNIGHT NOTES: —

Clarkson posts a 4-3 record (all postseason games) at the Times Union Center, including a 1-2 mark in NCAA East Regional games. The Knights' last NCAA Tournament game in Albany was a 3-1 loss to Colorado College in the first round of the 1998 East Regional. Clarkson's last win in the national tournament came in the first round of the 1996 East Regional when it defeated Western Michigan 6-1. The Green and Gold lost that year's quarterfinal game to Boston University 3-2. Clarkson won last year's ECAC Hockey Championship Tournament at the Times Union Center ... After skating on the team which compiled the most losses in the program's 86-year history (23) as freshmen in 2004-05, Clarkson's **Class of 2008** has helped to lift the Knights back among the nation's elite. Through their four-year careers, the six Clarkson seniors – **Mike Arciero, David Cayer, Grant Clitsome, Nick Dodge, David Leggio** and **Steve Zalewski** – have compiled a 77-61-3 overall record, led the team to back-to-back winning seasons for the first time since the 1997-98 and 1998-99 seasons, won an ECAC Hockey Tournament Championship and a conference regular season title along with making two consecutive showings in the NCAA Tournament for the first time since the late 1990s ... A second-team conference all-star, Leggio is the first Clarkson goaltender to record back-to-back 20-win seasons since the mid-1990s. He owns a 21-11-4 record this year and has posted the fourth most wins ever for the Knights with a 58-28-12 career mark. Leggio has five shutouts this season, the most by a Clarkson netminder since Wayne Gibbons set the school's single-season mark with seven in 1961-62. He has eight career white-washes with three coming in postseason play ... Three Knights have reached the century mark this season with Dodge, Cayer and Zalewski putting up 100 career points this winter. The last time Clarkson had three 100-point scorers on the same roster was in 1995-96 when Todd White (124), Steve Palmer (134) and David Seitz (105) led the Knights' offense ... Dodge leads all current Golden Knights with 124 career points (52-72). He has 26 points (12-14) this season, including four power-play goals, four shorthanded markers and four game-winners. Dodge set the Clarkson career record for shorthanded goals with nine ... Cayer has 108 career points (39-69), including 21 (9-12) this season ... The leading goal scorer in ECAC Hockey play this season with 16, Zalewski has 21 overall on the year, including a team-high seven on the power play. Clarkson is 11-2-3 when he scores a goal. A first-team league all-star, Zalewski has 33 points this season and 108 (58-50) in his



Grant Clitsome, Nick Dodge, ECAC Hockey Commissioner Steve Hagwell, Clarkson AD Steve Yianoukos, Clarkson President Tony Collins, and Steve Zalewski with the Cleary Cup.

CLARKSON 2008 PLAYOFF STATISTICS

Scoring	GP	G	A	Pts	Shts	P/M	+/-
Steve Zalewski	3	2*	1	3	10	1/2	-1
Nick Dodge	3	1	2	3	8	1/2	+3
Chris D'Alvise	3	1&	1	2	14	0	E
Matt Beca	3	0	2	2	8	0	-1
Tyrell Mason	3	0	2	2	6	4/8	+1
David Cayer	3	1	0	1	11	3/6	+2
Scott Freeman	3	1	0	1	3	0	+1
Grant Clitsome	3	0	1	1	11	1/2	E
Lauri Tuohimaa	3	0	1	1	4	0	-1
Brandon DeFazio	3	0	1	1	1	1/2	+1
Shea Guthrie	3	0	0	0	7	0	-2
Phil Paquet	3	0	0	0	5	3/6	-1
Bryan Rufenach	3	0	0	0	5	1/2	E
Tim Marks	3	0	0	0	0	1/2	-2
Dan Tuttle	3	0	0	0	1	2/4	E
Adam Bellows	2	0	0	0	3	1/2	E
Mike Willemesen	2	0	0	0	1	0	E
Jeremiah Crowe	2	0	0	0	2	0	E
Tim Pizzo	2	0	0	0	1	1/2	-1
Mike Arciero	1	0	0	0	0	0	E
TOTALS		6	11	17	101	20/40	-1

% gwg, *ppg, &shg

Goaltending	GP	Mins	Svs	Sv%	Gls	Record	Sho
David Leggio	3	206:24	71	.910	7	1-2-0	1

	Power Plays	P/M	Shots
CLARKSON	1-11. 09%	20/40	103
Opponent	2-15. 13%	17/34	78

Score by Period	1	2	3	ot	Totals
CLARKSON (1-2)	4	1	1	0	6
Opponent (2-1)	2	3	1	1	7

career ... **Matt Beca** paces the balanced Clarkson offense, which has 10 players recording double figures, including seven with more than 20 points. A third-team ECAC All-Star, Beca has 34 points on 10 goals and a team-high 24 assists. He has four shorthanded goals overall and led ECAC Hockey with three shorties in conference play ... Clitsome, a First-Team ECAC All-Star, is one of three Knights with 21 points and leads the Clarkson scoring from the blueline with five goals and 16 assists. Clitsome boasts the best plus/minus among all ECAC Hockey players with a +23 rating ... **Scott Freeman** leads the Clarkson rookies in scoring with 16 points (5-11) ... The Knights have struggled on the power play for most of the season and tallied just once on the man advantage during the ECAC playoffs. Clarkson connected on its first opportunity against Colgate, but then went scoreless in its remaining 10 attempts against the Raiders in the quarterfinal round. The Knights are 24-17-1, 14% overall on the power play ... On the penalty kill, Clarkson leads the nation in shorthanded goals with 12. The penalty kill is clicking at 83.8% (155-185) ... The Knights are 14-0-1 when leading after two periods ... Clarkson's last three seasons have come to an end with overtime losses.

CLARKSON and the NCAA TOURNAMENT

Overall NCAA Playoff Record:

12-22-1 (.357 win%) - 19 years

Championship Game: 0-3

Consolation Game: 3-0

Semifinals: 3-4

Quarterfinals: 2-5

First Round: 4-10-1



2007

East Regional—Blue Cross Arena, Rochester, N.Y.

Quarterfinals: UMass 1-**Clarkson** 0 OT

1999

East Regional—The Centrum, Worcester, Mass.

Quarterfinals: Maine 7-**Clarkson** 2

1998

East Regional—Pepsi Arena, Albany, N.Y.

First Round: Colorado Col. 3-**Clarkson** 1

1997

East Regional—The Centrum, Worcester, Mass.

Quarterfinals: Colorado Col. 5-**Clarkson** 4

1996

East Regional—Knickerbocker Arena, Albany, N.Y.

First Round: **Clarkson** 6-W. Michigan 1

Quarterfinals: Boston Univ. 3-**Clarkson** 2

1995

East Regional—The Centrum, Worcester, Mass.

First Round: Lake Superior 5-**Clarkson** 4

1993

East Regional—The Centrum, Worcester, Mass.

First Round: Minnesota 2-**Clarkson** 1

1992

West Regional—Joe Louis Arena, Detroit, Mich.

First Round: North. Michigan 8-**Clarkson** 4

1991—Tied for Third

First Round—Walker Arena, Potsdam, N.Y.

Clarkson 8-Wisconsin 3

Clarkson 5-Wisconsin 4

Quarterfinals—Norris Center, Sault Ste.

Marie, Mich.

Clarkson 7-Lake Superior State 3

Lake Superior State 6-**Clarkson** 2

Clarkson 4-Lake Superior State 3

Semifinals—St. Paul Civic Center, St. Paul, Minn.

Boston University 7-**Clarkson** 3

1990

First Round—Mariucci Arena, Minneapolis, Minn.

Minnesota 6-**Clarkson** 1

Minnesota 5-**Clarkson** 1

1984

First Round—Duluth Convention Center, Duluth, Minn.

Minnesota-Duluth 6-**Clarkson** 2

Clarkson 6-Minnesota-Duluth 3

Minnesota-Duluth 9-**Clarkson** 8—total goals

1982

First Round—Ralph Engelstad Arena, Grand Forks, N.D.

North Dakota 5-**Clarkson** 1

North Dakota 2-**Clarkson** 1

North Dakota 7-**Clarkson** 2—total goals

1981

First Round—Walker Arena, Potsdam, N.Y.

Wisconsin 3-**Clarkson** 2

Wisconsin 6-**Clarkson** 6

Wisconsin 9-**Clarkson** 8—total goals

1970—Runner-Up

Championship Tournament—Olympic Arena, Lake Placid, N.Y.

Semifinals: **Clarkson** 4-Michigan Tech 3

Championship: Cornell 6-**Clarkson** 4

1966—Runner-Up

Championship Tournament—Williams Arena, Minneapolis, Minn.

Semifinals: **Clarkson** 4-Denver 3

Championship: Michigan State 6-**Clarkson** 1

1963—Third Place

Championship Tournament—McHugh Forum, Chestnut Hill, Mass.

Semifinals: Denver 6-**Clarkson** 2

Consolation: **Clarkson** 5-Boston College 3

1962—Runner-Up

Championship Tournament—Utica Memorial Auditorium, Utica, N.Y.

Semifinals: **Clarkson** 5-Michigan 4

Championship: Michigan Tech 7-**Clarkson** 1

1958—Third Place

Championship Tournament—Williams Arena, Minneapolis, Minn.

Semifinals: Denver 6-**Clarkson** 2

Consolation: **Clarkson** 5-Harvard 1

1957—Third Place

Championship Tournament—Broadmoor Ice Palace, Colorado Springs Semifinals: Colorado College 5-**Clarkson** 3

Consolation: **Clarkson** 2-Harvard 1 (2ot)

10 Longest Clarkson Games

1.	99:53	-	3/10/01	-	L(H)	3-2 vs Vermont*
2.	99:28	-	12/30/87	-	W(N)	7-6 vs Colgate#
3.	90:32	-	3/11/06	-	L(A)	3-2 at Cornell*
4.	88:30	-	3/10/06	-	L(A)	4-3 at Cornell*
5.	87:36	-	3/16/08	-	L(H)	3-2 vs Colgate*
6.	80:48	-	3/21/98	-	L(N)	5-4 vs Princeton^
7.	78:18	-	3/6/05	-	W(A)	4-3 at Union&
8.	76:51	-	3/16/57	-	W(N)	2-1 vs Harvard@
9.	75:43	-	3/4/05	-	W(A)	1-0 at Union&
10.	75:19	-	3/15/02	-	L(N)	3-2 vs Harvard\$

*ECAC Quarterfinals

#at Syracuse Invitational

^ECAC Tr. Championship at Lake Placid

&ECAC Playoffs First Round

@NCAA Consolation game at Colorado Springs

\$ECAC Semifinals at Lake Placid

CLARKSON in the NCAA RANKINGS - (March 23)**- TEAM -**

Scoring Offense -	20th	(2.86)
Scoring Defense -	17th	(2.43)
Scoring Margin -	19th	(0.43)
Power Play -	41st	(24-171, 14.0%)
Penalty Kill -	T-30th	(155-185, 83.8%)
Shorthanded Goals -	1st	12
Penalty Minutes -	41st	(13.4)

- INDIVIDUAL - TOP 20 IN NCAA

Goals Per Game -	Steve Zalewski	11th (0.58)
Shorthanded Goals -	Nick Dodge	T-3rd (4)
	Matt Beca	
Game-Winning Goals -	Shea Guthrie	T-19th (4)
	Nick Dodge, Steve Zalewski	
Save Percentage -	David Leggio	23rd (.918%)
Goals Against Average -	David Leggio	19th (2.23)
Winning Percentage -	David Leggio	11th (.639%, 21-11-4)

CLARKSON in the ECAC HOCKEY RANKINGS - FINAL league games only**- TEAM -**

Scoring Offense -	2nd	(3.27)
Scoring Defense -	3rd	(2.14)
Power Play -	6th	(18-107, 16.8%)
Penalty Kill -	7th	(89-106, 84.0%)
Penalty Minutes -	8th	(13.0)

- INDIVIDUAL -

Points Per Game -	Matt Beca	T-3rd (1.14)
Goals -	Steve Zalewski	1st (16)
Assists -	Matt Beca	2nd (18)
Freshman Scoring -	Scott Freeman	T-11th (12 pts)
Defenseman Scoring -	Grant Clitsome	T-3rd (15 pts)
Power-Play Goals -	Steve Zalewski	T-2nd (5)
Shorthanded Goals -	Matt Beca	1st (3)
Game-Winning Goals -	Nick Dodge	T-3rd (3)
Save Percentage -	David Leggio	4th (.926%)
Goals Against Average -	David Leggio	4th (2.07)
Winning Percentage -	David Leggio	1st (.750%, 15-4-3)

USCHO.com/CSTV Poll

- March 24, 2008

		Pts (1st Place Votes)
1.	Michigan (50)	1000
2.	Miami	926
3.	North Dakota	861
4.	Denver	818
5.	New Hampshire	813
6.	Colorado College	795
7.	Boston College	722
8.	St. Cloud State	601
9.	Michigan State	575
10.	Minnesota	512
11.	CLARKSON	511
12.	Notre Dame	435
13.	Princeton	406
14.	Minnesota State	316
15.	Boston University	256
16.	Harvard	225
17.	Wisconsin	205
18.	Vermont	185
19.	Niagara	143
20.	Air Force	71

Others Receiving Votes:

Cornell 39, Northern Michigan 35, Minnesota-Duluth 17, Ferris State 8, Michigan Tech 8, UMass 7, Colgate 5, Quinnipiac 4, Army 1

USA Today/USA Hockey Mag. Poll

- March 24, 2008

		Pts (1st Place Votes)
1.	Michigan (34)	510
2.	Miami	468
3.	North Dakota	416
4.	New Hampshire	394
5.	Denver	380
6.	Colorado College	366
7.	Boston College	321
8.	St. Cloud State	249
9.	Michigan State	236
10.	CLARKSON	194
11.	Minnesota	163
12.	Notre Dame	119
13.	Princeton	117
14.	Minnesota State	54
15.	Boston University	35

Others Receiving Votes:

Wisconsin 26, Harvard 15, Niagara 13, Vermont 3, Northern Michigan 1

KNIGHTS IN THE NATIONAL POLLS

Week	USCHO.com/CSTV	USA Today/USA Hoc. Magazine
Oct. 1	7th	7th
Oct. 8	---	13th
Oct. 15	7th	7th
Oct. 22	9th	8th
Oct. 29	11th	11th
Nov. 5	8th	8th
Nov. 12	8th	8th
Nov. 19	7th	7th
Nov. 26	9th	9th
Dec. 3	9th	9th
Dec. 10	8th	8th
Dec. 17	8th	8th
Dec. 31	12th	---
Jan. 7	11th	11th
Jan. 14	12th	12th
Jan. 21	10th	10th
Jan. 28	10th	10th
Feb. 3	13th	13th
Feb. 11	11th	11th
Feb. 18	12th	11th
Feb. 25	10th	9th
March 3	8th	8th
March 10	7th	7th
March 17	10th	10th
March 24	11th	10th



GOLDEN KNIGHTS in the NHL



Former Golden Knights **Todd Marchant** (above) and **Kent Huskins** lifted the Stanley Cup as NHL Champions with the Anaheim Ducks in 2007, while another former Clarkson player, **Erik Cole**, hoisted the coveted trophy in 2006 with the Carolina Hurricanes.



Kent Huskins

Built on tradition and success, **Clarkson Hockey** continues to be a breeding ground for future **National Hockey League** players. From legendary all-star forward **Dave Taylor** to today's stars such as **Erik Cole**, **Craig Conroy**, **Chris Clark '98**, **Todd Marchant**, **Willie Mitchell** and **Todd White '97**, former **Golden Knights** continue to impact the **NHL**.


Last year's Clarkson standout **Shawn Weller**, who joins the Ottawa Senators organization for his first full season in professional hockey, will look to join **Kent Huskins '01** and **Randy Jones** as rising young stars in the league.

Clarkson's all-time leading scorer, Taylor '77, retired after 17 seasons (1977-94) with the Los Angeles Kings. He skated in four NHL All-Star Games and accumulated 1,069 points for the Kings.

Colin Patterson '86 played for 10 seasons in the NHL (1983-93) and was one of the top defensive forwards in the league. Patterson helped the Calgary Flames win the Stanley Cup in 1989. Along with Taylor and Patterson, **Craig Laughlin '80** was also one of the first Clarkson players to prove himself in the NHL. He played eight seasons (1981-89) with Montreal, Washington, LA, and Toronto. Clarkson honored Taylor, Laughlin, and Patterson for their NHL accomplishments in 1989 when their collegiate numbers (24, 22, and 25) were retired.

Luciano Borsato '88 skated several seasons with the Winnipeg Jets, and **Steve Dubinsky '93** enjoyed a 10-year career, while **Jarmo Kekalainen '89**, **Scott Thomas**, **Marko Tuomainen '95** and **Mike Casselman '91** experienced a taste of the big league.

Clarkson is also been well represented in NHL front offices. Taylor, who served as the Kings' Senior Vice President/General Manager following his playing days, enters his first season with the Dallas Stars as Director of Player Personnel. Former Golden Knight player, coach and athletic director **Bill O'Flaherty '71** is the new of Director of Pro Scouting for the Florida Panthers. Kekalainen acts as the St. Louis Blues' Assistant General Manager and Director of Amateur Scouting. **Mike Smith '67** was the Director of Hockey Operations for the Chicago Blackhawks and also served in the front offices of the Toronto Maple Leafs and the Winnipeg Jets.



Former Clarkson all-star, **Colin Patterson** became the first Golden Knight to have his name engraved on the Stanley Cup when he skated with the NHL Champion Calgary Flames in 1989.



Current Clarkson NHL Draft Choices

- Steve Zalewski '04 - San Jose 5th Rd - 153
- Grant Clitsome '04 - Columbus 9th Rd - 271
- Shea Guthrie '05 - NY Islanders 3rd Rd - 76
- Tyrell Mason '05 - NY Islanders 6th Rd - 180
- Philippe Paquet '05 - Montreal 7th Rd - 229
- Nick Dodge '06 - Carolina 6th Rd - 183
- Bryan Rufenach '07 - Detroit 7th Rd - 208



NATIONAL HOCKEY LEAGUE

Name (Clarkson Years) - Pos. - current 2007-08 Team

Chris Clark (1994-98) - F - Washington Capitals
 Erik Cole (1997-2000) - F - Carolina Hurricane
 Craig Conroy (1990-94) - F - Calgary Flames
 Ken Huskins - (1997-2001) - D - Anaheim Ducks
 Randy Jones (2001-03) - D - Philadelphia Flyers
 Todd Marchant (1991-93) - F - Anaheim Ducks
 Willie Mitchell (1997-99) - D - Vancouver Canucks
 Todd White (1993-97) - F - Atlanta Thrashers

NHL Front Office

Jarmo Kekalainen (1987-89) - Asst. GM/Dir. of Amateur Scouting - St. Louis Blues
 Bill O'Flaherty (1967-70) - Director of Pro Scouting - Florida Panthers
 Dave Taylor (1973-77) - Director of Player Personnel - Dallas Stars



Erik Cole



clarkson university crosses the boundaries of disciplines, nations and cultures in order for discovery, engineering innovation and enterprise to come together. As a result, faculty and graduates grasp the full impact of their calling, direct their research to the world's pressing issues and lead with confidence and distinction. One in seven alumni is already a CEO or other senior executive.

LOCATED in Potsdam, N.Y., just outside the six-million-acre Adirondack Park, Clarkson is home to 3,000 students preparing for rewarding careers through 50 rigorous programs of study in engineering, business, arts, science, and health sciences, as well as unparalleled outdoor recreation and life experiences beyond the classroom.

ACADEMICS: 50+ programs in engineering, business, science, arts, communications and health sciences including innovative majors that span boundaries such as engineering & management, environmental science & policy, and digital arts & sciences.

FOUNDED: 1896 in Potsdam, N.Y., (pop. 9,500) on 640-wooded acres outside the Adirondack Park and a little over an hour away from the capital of Canada.

PRESIDENT: Tony Collins. Hometown: Melbourne, Australia. Joined Clarkson faculty in 1982. Appointed president in 2003.

EXTRACURRICULAR: More than 80 clubs and professional societies; 275 intramural teams with 2,800 players; 13 fraternities and sororities; extensive opportunities for co-ops, internships and career fairs with 100+ companies on campus every year.

SIZE: 3,000 students, 184 faculty — Note: Clarkson is the seventh smallest of the nationally ranked research universities and unique in this cohort because the primary focus of the academic program is on undergraduate education.

ALUMNI: 34,000 alumni contribute to society by advancing discovery, engineering innovation and enterprise in new ways every day in all 50 states and 80 countries.

- One in seven alumni is already the CEO, president or VP of a company. For alumni over the age of 40, one in five has attained this career distinction.
- One-third have advanced master's and Ph.D. degrees.
- More than 2,000 alumni reside in the greater Albany area.

RANKINGS & RECOGNITION OF NOTE

Top-Tier Best National Universities
– *U.S. News & World Report* "America's Best Colleges 2008"

Among Top-20 Most Wired Colleges
– *PC Magazine* and *The Princeton Review* 2007

#11 in the Nation in Supply Chain Management
Top 100 Engineering Schools
– *U.S. News & World Report* "America's Best Colleges 2008"

Top 25 in the Nation in Innovation and Entrepreneurship
Among "The Best 282 Business Schools"
– *The Princeton Review* and
Entrepreneur Magazine 2007

Among America's "Best Colleges"
– *Washington Monthly* Magazine's
College Rankings 2007

Boeing Outstanding Educator Award
– For University-wide Teams in Student Projects
for Engineering Experience and Design

defy convention. We encourage students to question the status quo, push the limits of what is known and apply their ingenuity to develop fresh solutions to real-world challenges. For more than 100 years, our graduates have advanced rapidly in their career pursuits, achieved extraordinary professional success, and exerted themselves in the global economy ethically and responsibly.

www.clarkson.edu

clarkson university athletics

Mascot: Golden Knights

Division I: Ice hockey (men's and women's)

Division III: Alpine ski, baseball, basketball, golf, lacrosse, soccer, volleyball, cross country, Nordic ski, swimming

Athletics Director: Steve Yianoukos '72

Head Hockey Coach:

George Roll
2003 to present

20th appearance in NCAA
Tournament

15 ECAC Hockey Titles

35 All-Americans

Team with best all-time winning percentage at .644
with an overall record of 1,282-683-111 since 1920-21.

2007-08 record: 21-12-4, 15-4-3 ECAC Hockey Regular
Season Champions

ECAC Hockey All-Academic Team in 2007-08:

Grant Clitsome, Nick Dodge, Michael Kosziwka, Jon
Marshall, Tom Pizzo, Mike Willemsen

Alumni Currently in the NHL

Chris Clark (1994-98) – F – Washington Capitals
Erik Cole (1997-2000) – F – Carolina Hurricanes
Craig Conroy (1990-94) – Calgary Flames
Ken Huskins (1997-2001) – D – Anaheim Ducks
Randy Jones (2001-03) – D – Philadelphia Flyers
Todd Marchant (1991-93) – F – Anaheim Ducks
Willie Mitchell (1997-99) – D – Vancouver Canucks
Todd White (1993-97) – F – Atlanta Thrashers

Jarmo Kekalainen (1987-89) – Asst. GM/Director of
Amateur Scouting, St. Louis Blues

Bill O'Flaherty (1967-70) – Director of Pro Scouting,
Florida Panthers

Dave Taylor (1973-77) – Director of Player Personnel,
Dallas Stars

The late Frank J. Zamboni
received an honorary degree from
Clarkson in 1988.



CLARKSON vs ST. CLOUD

CLARKSON



21-12-4 (.622%)

15-4-3/1st (33pts)

15-3-1

6-8-2

0-1-1

24-171 (14.0%)

155-185 (83.8%)

12/3

106/2.86

90/2.43

496/13.40

Matt Beca - 37gp (10-24-34)

Steve Zalewski - 36gp (21-12-33)

Matt Beca - 37gp (10-24-34)

Grant Clitsome - 37gp (5-16-21)

David Leggio - 36 gp

(.918 SV%, 2.23 GAA, 21-11-4, 5sho)

Tim Potter - 4 gp

(.910 SV%, 3.19 GAA, 0-1-0, 0sho)

2007-08 Comparisons

Overall Record

Conference Record/Place

Home Record

Road Record

Neutral Site Record

Power Play

Penalty Kill

Shorthanded Goals For/Against

Goals Scored/Avg. Per Game

Goals Against/Avg. Per Game

Penalty Minutes/Avg. Per Game

Top Point Leader

Top Goal Scorer

Top Playmaker

Top Scoring Defenseman

Top Goaltenders



ST. CLOUD

19-15-5 (.552%)

12-12-4/T-4th (28pts) WCHA

11-6-3

7-7-2

1-2-0

46-198 (23.2%)

121-139 (87.1%)

4/5

117/3.00

92/2.36

427/10.95

Ryan Lasch - 39gp (25-28-53)

Ryan Lasch - 39gp (25-28-53)

Ryan Lasch - 39gp (25-28-53)

Brocklehurst/Swanson - 22 pts each

Jase Weslosky - 32 gp

(.931 SV%, 2.12 GAA, 16-12-2, 3 sho)

Dan Dunn - 9 gp

(.910 SV%, 2.63 GAA, 3-2-2, 0 sho)



All-Time Series Record ~ St. Cloud Leads 5-3-0

Last MeetingNovember 24, 2007 (CU W 3-2 in Potsdam)
 First MeetingOctober 24, 1987 (CU W 5-4 in Potsdam)
 Last Clarkson Win.....November 24, 2007 (3-2 in Potsdam)
 Last St. Cloud WinNovember 23, 2007 (4-1 in Potsdam)
 First Clarkson WinOctober 24, 1987 (5-4 in Potsdam)
 First St. Cloud WinNovember 5, 1988 (6-2 in St. Cloud)
 Last Clarkson Win at Home.....November 24, 2007 (3-2)
 Last Clarkson Win at STCNovember 4, 1988 (5-2)
 Last STC Win at HomeNovember 18, 2006 (7-2)
 Last STC Win at CUNovember 23, 2007 (4-1 in Potsdam)
 Last Tie.....
 Shutouts for Clarkson0
 Last Clarkson Shutout.....
 Shutouts for St. Cloud.....1
 Last St. Cloud ShutoutNovember 17, 2006 (4-0 in St. Cloud)
 Most Clarkson Goals.....5 (twice) in 5-2 win in St. Cloud, 11/4/88
 Most St. Cloud Goals.....7 in 7-2 win in St. Cloud, 11/18/06
 Total Goals for Clarkson19
 Total Goals for St. Cloud33

Overtime Record.....0-0-0
 Last Overtime Game.....
 First Overtime Game.....
 Longest Clarkson Win Streak2
 Longest St. Cloud Win Streak.....5
 Coach Roll vs St. Cloud.....1-3-0
 Coach Motzko vs Clarkson.....3-1-0
 Current Streak1 by Clarkson (11/24/07)
 Last Five Meetings.....St. Cloud Leads 4-1-0
 Last 10 MeetingsSt. Cloud Leads 5-3-0
 During the 1990s0-0-0
 During the 2000s.....St. Cloud Leads 4-1-0
 Record at Cheel ArenaTied 1-1-0
 All-Time Winning Percentage vs St. Cloud......375

Clarkson snapped a five-game losing streak to the Huskies with a 3-2 win in their last meeting on November 24 in Potsdam.

Game #13 (November 23, 2007) - Att: 2,391
Cheel Arena, Potsdam, NY
Final Score: St. Cloud 4 - Clarkson 1

Despite out shooting 10th-ranked St. Cloud by nearly a 3-to-1 margin, Clarkson suffered its first loss at home this season. St. Cloud wasted little time getting on the scoreboard, connecting for a power-play goal 55 seconds after the opening faceoff. Another quick goal to start a period gave the Huskies a 2-0 advantage 45 seconds into the middle frame. Benefiting from three power play opportunities in the second period, the Knights had numerous quality chances to notch their first goal, out shooting St. Cloud 17-2 in the stanza, but perfect play from St. Cloud's goaltender, several block shots by the Huskies, and a little bit of bad luck kept the Knights from getting on the scoreboard. Clarkson's best chances came late in the period when they enjoyed 42 seconds of a two-man advantage. St. Cloud made it 3-0 at 2:12 of the third. Clarkson got on the scoreboard with less than five minutes to play on freshman defenseman **Bryan Rufenach's** first collegiate goal, connecting off an assist from **David Cayer** at 15:43. With just 0.1 seconds left on the clock the Huskies tallied into the empty net. Clarkson out shot the Huskies 33-13, including a 26-7 margin through the first 40 minutes. The Knights were 0-of-7 on the power play, while St. Cloud was 1-of-3.

Score by Periods

St. Cloud (7-2-2)	1	1	2	x — 4
CLARKSON (9-4-0)	0	0	1	x — 1

1st: STC-Lasch-9 (Nodl, Roe), ppg; 0:55
 2nd: STC-Lasch-10 (Mosey, Dey); 0:45
 3rd: STC-Roe-8 (Hartman); 2:12
 CU-Rufenach-1 (Cayer); 15:43
 STC-Hartman-3 (Swanson), eng; 19:59
 Penalties: Clarkson 4/8, St. Cloud 8/16
 Power Plays: Clarkson 0-7, St. Cloud 1-3
 Svs: CU (Leggio - 59:09) 4-1-4 =9
 STC (Weslosky - 60:00) 9-17-6 =32

CLARKSON LINES

Marks (0-0-0)	Zalewski (0-0-0)	Beca (0-0-0)
Guthrie (0-0-0)	Dodge (0-0-0)	Cayer (0-1-1)
Tuohimaa (0-0-0)	D'Alvise (0-0-0)	Freeman (0-0-0)
DeFazio (0-0-0)	Tuttle (0-0-0)	Kosziwka (0-0-0)
	Clitsome (0-0-0)	Reed (0-0-0)
	Bellows (0-0-0)	Pizzo (0-0-0)
	Mason (0-0-0)	Rufenach (1-0-1)
	Leggio (59:09, 3 GA, 9 Saves, L 9-3-0) Potter (DNP)	

Game #14 (November 24, 2007) - Att: 2,671
Cheel Arena, Potsdam, NY
Final Score: CLARKSON 3 - St. Cloud 2

Nick Dodge scored two goals and assisted on another as Clarkson snapped a five-game losing skid to St. Cloud. Dodge broke a 2-2 tie and gave the Knights' their only lead of the weekend when he connected for the game-winner with just over five minutes left in regulation. During a flurry in front of the Huskies' crease, Dodge finished off the hard work around the net by **Matt Beca** and **Shea Guthrie** when he jammed in a loose puck at the side of the goal for his second goal of the game at 14:32. St. Cloud pulled its goaltender for the extra skater with one minute left, but **David Leggio**, with strong support from his defense, was able to keep the Huskies from tying the score. Leggio finished with 30 saves, including nine in the final frame. After a scoreless first period, the teams traded specialty-team goals in the second stanza for a 2-2 tie through 40 minutes of play. After the Huskies tallied shorthanded, Dodge tied it up at 5:29 with his second shortie of the season. While skating on a lengthy two-man advantage, St. Cloud regained the lead with a 5-on-3 power-play marker at 10:54. The Knights, however, came right back with a power-play tally from Guthrie at 15:06.

Score by Periods

St. Cloud (7-3-2)	0	2	0	x — 2
CLARKSON (10-4-0)	0	2	1	x — 3

1st: No Scoring
 2nd: STC-Swanson-1 (Brocklehurst), shg; 1:27
 CU-Dodge-4 (D'Alvise), shg; 5:29
 STC-Roe-9 (Swanson, Lasch), 5x3 ppg; 10:54
 CU-Guthrie-3 (Cayer, Dodge), ppg; 15:06
 3rd: CU-Dodge-5 (Beca Guthrie); 14:32
 Penalties: Clarkson 8/16, St. Cloud 6/20
 Power Plays: Clarkson 1-4, St. Cloud 1-7
 Svs: CU (Leggio - 60:00) 12-9-9 =30
 STC (Dunn - 34:49) 15-4-x =19
 STC (Weslosky - 23:40) x-5-9 =14

CLARKSON LINES

Marks (0-0-0)	Zalewski (0-0-0)	Beca (0-1-1)
Guthrie (*1-1-1)	Dodge (%&2-1-3)	Cayer (0-1-1)
Tuohimaa (0-0-0)	D'Alvise (0-1-1)	Freeman (0-0-0)
DeFazio (0-0-0)	Tuttle (0-0-0)	Marshall (0-0-0)
	Clitsome (0-0-0)	Reed (0-0-0)
	Bellows (0-0-0)	Pizzo (0-0-0)
	Mason (0-0-0)	Rufenach (0-0-0)
	Leggio (60:00, 2 GA, 30 Saves, W 10-3-0) Potter (DNP)	

%GWG, *PPG, &SHG, ^ENG, @PS

Overall vs ST. CLOUD

10/24/87	5-4	W(H)
11/4/88	5-2	W(A)
11/5/88	2-6	L(A)
10/12/01	1-5	L(N)
11/17/06	0-4	L(A)
11/18/06	2-7	L(A)
11/23/07	1-4	L(H)
11/24/07	3-2	W(H)

Won 3, Lost 5, Tied 0

Clarkson Individual Career Stats vs St. Cloud

Gms Gls Asst Pts.

#2 Philippe Paquet, Jr., D	1	0	0	0
#3 Tom Pizzo, Fr., D	2	0	0	0
#4 Dan Reed, Fr., D	2	0	0	0
#5 Adam Bellows, Jr., D	4	0	0	0
#8 Matt Beca, So., F	4	0	1	1
#9 Scott Freeman, Fr., F	2	0	0	0
#11 Chris D'Alvise, Jr., F	4	0	1	1
#12 Tyrell Mason, Jr., D	4	0	0	0
#13 Dan Tuttle, Jr., F	3	1	0	1
#14 Grant Clitsome, Sr., D	3	0	0	0
#15 Steve Zalewski, Sr., F	4	0	0	0
#16 Jon Marshall, Jr., F	2	0	0	0
#17 Mike Arciero, Sr., F	1	0	1	1
#19 David Cayer, Sr., F	4	0	3	3
#21 Tim Marks, So., F	3	0	0	0
#26 Mike Willemssen, Jr., F	has not played			
#27 Lauri Tuohimaa, Fr., F	2	0	0	0
#32 Nick Dodge, Sr., F	4	3	1	4
#44 Jeremiah Crowe, So., D	2	0	0	0
#61 Michael Kosziwka, Fr., F	1	0	0	0
#77 Brandon DeFazio, Fr., F	2	0	0	0
#89 Bryan Rufenach, Fr., D	2	1	0	1
#91 Shea Guthrie, Jr., F	4	1	1	2

Goaltenders Gms Mins

#33 D. Leggio, Sr.	4	205	85 saves 9 goals, .904sv%, 2.63GAA 1-2-0
#1 T. Potter, So.	has not played		

CLARKSON vs MICHIGAN

CLARKSON



21-12-4 (.622%)

15-4-3/1st (33pts)

15-3-1

6-8-2

0-1-1

24-171 (14.0%)

155-185 (83.8%)

12/3

106/2.86

90/2.43

496/13.40

Matt Beca - 37gp (10-24-34)

Steve Zalewski - 36gp (21-12-33)

Matt Beca - 37gp (10-24-34)

Grant Clitsome - 37gp (5-16-21)

David Leggio - 36 gp

(.918 SV%, 2.23 GAA, 21-11-4, 5sho)

Tim Potter - 4 gp

(.910 SV%, 3.19 GAA, 0-1-0, 0sho)

2007-08 Comparisons

Overall Record

Conference Record/Place

Home Record

Road Record

Neutral Site Record

Power Play

Penalty Kill

Shorthanded Goals For/Against

Goals Scored/Avg. Per Game

Goals Against/Avg. Per Game

Penalty Minutes/Avg. Per Game

Top Point Leader

Top Goal Scorer

Top Playmaker

Top Scoring Defenseman

Top Goaltenders



MICHIGAN

31-5-4 (.825%)

20-4-4/1st (44pts) CCHA

15-2-2

9-2-2

7-1-0

43-211 (20.4%)

187-217 (86.2%)

8/2

159/3.98

83/2.08

698/17.45

Kevin Porter -40gp (28-28-56)

Porter, Kolarik - 28 each

Aaron Palushaj - 40gp (9-29-38)

Mark Mitera - 40gp (2-20-22)

Billy Sauer - 35 gp

(.924 SV%, 1.97 GAA, 28-4-3, 3 sho)

Bryan Hogan - 5 gp

(.904 SV%, 2.54 GAA, 3-1-1, 0 sho)



All-Time Series Record ~ Michigan Leads 2-1-0

Last MeetingMarch 15, 1962 (CU W 5-4 in Utica, NY)	Overtime Record..... 0-0-0
First MeetingNovember 28, 1958 (MICH W 6-3 in Potsdam)	Last Overtime Game.....
Last Clarkson Win.....March 15, 1962 (5-4 in Utica, NY)	First Overtime Game.....
Last Michigan Win.....November 27, 1959 (8-0 in Potsdam)	Longest Clarkson Win Streak1
First Clarkson WinMarch 15, 1962 (5-4 in Utica, NY)	Longest Michigan Win Streak2
First Michigan WinNovember 28, 1958 (6-3 in Potsdam)	Coach Roll vs Michigan..... 0-0-0
Last Clarkson Win at Home.....	Coach Berenson vs Clarkson 0-0-0
Last Clarkson Win at Michigan.....	Current Streak1 by Clarkson (3/15/62)
Last Michigan Win at Home.....	Last Five Meetings.....Michigan leads 2-1-1
Last Michigan Win at CUNovember 27, 1959 (8-0)	Last 10 Meetings.....Michigan leads 2-1-1
Last Tie.....	All-Time Winning Percentage vs Michigan..... .333
Shutouts for Clarkson0	
Last Clarkson Shutout.....	
Shutouts for Michigan.....1	
Last Michigan Shutout.....November 27, 1959 (8-0 in Potsdam)	
Most Clarkson Goals.....5 in 5-4 W(N), 3/15/62	
Most Michigan Goals.....8 in 8-0 W(A), 11/27/59	
Total Goals for Clarkson.....8	
Total Goals for Michigan.....18	

Clarkson and Michigan have not played each other in almost 50 years. The teams last met in the semifinal of the 1962 NCAA Tournament with the Knights gaining a 5-4 victory in Utica - the only postseason game involving the two traditional national powers.

The Series - Mich. leads 2-1
 11/28/58 3-6 L(H)
 11/27/59 0-8 L(H)
 3/15/62 5-4 W(N)*

*NCAA semifinals at Utica, NY

CLARKSON vs NIAGARA

CLARKSON



21-12-4 (.622%)

15-4-3/1st (33pts)

15-3-1

6-8-2

0-1-1

24-171 (14.0%)

155-185 (83.8%)

12/3

106/2.86

90/2.43

496/13.40

Matt Beca - 37gp (10-24-34)

Steve Zalewski - 36gp (21-12-33)

Matt Beca - 37gp (10-24-34)

Grant Clitsome - 37gp (5-16-21)

David Leggio - 36 gp

(.918 SV%, 2.23 GAA, 21-11-4, 5sho)

Tim Potter - 4 gp

(.910 SV%, 3.19 GAA, 0-1-0, 0sho)

2007-08 Comparisons

Overall Record

Conference Record/Place

Home Record

Road Record

Neutral Site Record

Power Play

Penalty Kill

Shorthanded Goals For/Against

Goals Scored/Avg. Per Game

Goals Against/Avg. Per Game

Penalty Minutes/Avg. Per Game

Top Point Leader

Top Goal Scorer

Top Playmaker

Top Scoring Defenseman

Top Goaltenders



NIAGARA

22-10-4 (.667%)

12-6-2/2nd (26pts) CHA

12-2-3

8-8-1

2-0-0

41-176 (23.3%)

127-157 (80.9%)

2/6

127/3.53

93/2.58

452/12.55

Vince Rocco - 36gp (14-31-45)

Ted Cook - 36gp (19-12-31)

Vince Rocco - 36gp (14-31-45)

Tyler Gotto - 33gp (2-21-23)

Juliano Pagliero - 30 gp

(.929 SV%, 2.26 GAA, 17-6-4, 4 sho)

Adam Avramenko - 11 gp

(.892 SV%, 3.26 GAA, 5-4-0, 4 sho)



All-Time Series Record ~ Clarkson Leads 4-2-1

Last Meeting	October 6, 2006 (CU won 7-3 in Potsdam)	Overtime Record.....	Tied 0-0-1
First Meeting.....	December 28, 1997 (CU won 5-1 at SIT-consolation)	Last Overtime Game.....	12/11/98 (2-2 in Potsdam)
Last Clarkson Win.....	October 6, 2006 (7-3 in Potsdam)	First Overtime Game.....	12/11/98 (2-2 in Potsdam)
Last Niagara Win	October 7, 2005 (6-3 in Niagara)	Longest Clarkson Win Streak	2
First Clarkson Win	December 28, 1997 (5-1 at SIT-consolation)	Longest Niagara Win Streak	1
First Niagara Win.....	October 29, 2004 (5-3 in Potsdam)	Coach Roll vs Niagara	3-2-0
Last Clarkson Win at Home	October 6, 2006 (7-3)	Coach Burkholder vs Clarkson	2-3-0
Last Clarkson Win at Niagara	October 8, 2005 (5-2)	Current Streak	2 by Clarkson (10/8/05-10/6/06)
Last Niagara Win at Home.....	October 7, 2005 (6-3)	Last Five Meetings.....	Clarkson leads 3-2
Last Niagara Win at Clarkson	October 29, 2004 (5-3)	Last 10 Meetings.....	Clarkson leads 4-2-1
Last Tie.....	December 11, 1998 (2-2 ot in Potsdam)	During the 1990s.....	Clarkson leads 1-0-1
Shutouts for Clarkson		During the 2000s.....	Clarkson leads 3-2-0
Last Clarkson Shutout.....		Record at Cheel Arena	Clarkson leads 2-1-1
Shutouts for Niagara		Record at Niagara	Tied 1-1-0
Last Niagara Shutout.....		All-Time Winning Percentage vs Niagara643
Most Clarkson Goals.....	7 in 7-3 W(H), 10/6/06	Clarkson scored its most goals ever in the series when the Knights defeated Niagara 7-3 at Cheel on October 6, 2006.	
Most Niagara Goals	6 in 6-3 W(H), 10/7/05		
Total Goals for Clarkson.....	30		
Total Goals for Niagara.....	22		

		Gms	Gls	Asst	Pts.
#2	Philippe Paquet, Jr., D	3	1	2	3
#3	Tom Pizzo, Fr., D	has not played			
#4	Dan Reed, Fr., D	has not played			
#5	Adam Bellows, Jr., D	1	0	0	0
#8	Matt Beca, So., F	1	1	1	2
#9	Scott Freeman, Fr., F	has not played			
#11	Chris D'Alvise, Jr., F	2	0	1	1
#12	Tyrell Mason, Jr., D	3	0	2	2
#13	Dan Tuttle, Jr., F	1	2	0	2
#14	Grant Clitsome, Sr., D	4	0	2	2
#15	Steve Zalewski, Sr., F	5	1	3	4
#16	Jon Marshall, Jr., F	1	0	0	0
#17	Mike Arciero, Sr., F	4	1	0	1
#19	David Cayer, Sr., F	5	1	4	5
#21	Tim Marks, So., F	1	0	1	1
#26	Mike Willemsen, Jr., F	2	0	0	0
#27	Lauri Tuohimaa, Fr., F	has not played			
#32	Nick Dodge, Sr., F	5	3	1	4
#44	Jeremiah Crowe, So., D	has not played			
#61	Michael Kosziwka, Fr., F	has not played			
#77	Brandon DeFazio, Fr., F	has not played			
#89	Bryan Rufenach, Fr., D	has not played			
#91	Shea Guthrie, Jr., F	2	1	0	1

<u>Goaltenders</u>		<u>Gms</u>	<u>Mins</u>	<u>Svs</u>	<u>Gls</u>	<u>SV%</u>	<u>GAA</u>	<u>W-L-T</u>	<u>Sho</u>
#33	David Leggio, Sr.	4	179:05	82	11	.882	3.69	2-1-0	0
#1	Tim Potter, So	has not played							



Overall vs Niagara

12/28/97	5-1	W(N)
12/11/98	2-2 ot	T(H)
10/29/04	3-5	L(H)
10/30/04	4-3	W(H)
10/7/05	3-6	L(A)
10/8/05	5-2	W(A)
10/6/06	7-3	W(H)

Won 4, Lost 2, Tied 1

2007-08 CLARKSON UNIVERSITY HOCKEY ROSTER

GOLDEN KNIGHTS



No	Name	Cl.	Pos.	S/C.	Ht.	Wt.	Birthdate	Hometown/Last Team
1	Tim POTTER	So.	Goal	L	6-2	185	9/10/87	Bakersfield, CA/Oswego Admirals
2	* Philippe PAQUET	Jr.	Defense	L	6-3	209	3/12/87	Quebec City, QUE/Salisbury Prep
3	Tom PIZZO	Fr.	Defense	L	5-10	180	3/27/87	Rochester, NY/New Hampshire Jr. Monarchs
4	Dan REED	Fr.	Defense	R	6-1	195	7/18/88	Walworth, NY/Salisbury Prep
5	* Adam BELLOWS	Jr.	Defense	R	6-3	205	3/10/87	Lancaster, NY/Nichols School
8	* Matt BECA	So.	Forward	R	5-10	181	3/6/86	Mississauga, ONT/Oakville Braves
9	Scott FREEMAN	Fr.	Forward	R	5-10	180	1/12/88	Whitby, ONT/Bowmanville Eagles
11	* Chris D'ALVISE	Jr.	Forward	L	5-10	171	1/28/86	Mississauga, ONT/Wexford Raiders
12	* Tyrell MASON	Jr.	Defense	L	6-2	190	3/12/86	Dawson Creek, BC/Salmon Arm Silverbacks
13	* Dan TUTTLE	Jr.	Forward	R	5-10	182	2/24/85	Augusta, ME/Portland Jr. Pirates
14	%* Grant CLITSOME	Sr.	Defense	L	5-11	210	4/14/85	Gloucester, ONT/Nepean Raiders
15	%* Steve ZALEWSKI	Sr.	Forward	L	6-0	192	8/20/86	New Hartford, NY/Northwood Prep
16	* Jon MARSHALL	Jr.	Forward	L	6-3	205	1/31/86	Victor, NY/Wexford Raiders
17	* Mike ARCIERO	Sr.	Forward	R	6-2	203	11/1/85	Avon, CT/Avon Old Farms
19	* David CAYER	Sr.	Forward	R	5-9	175	4/9/83	Longueuil, QUE/Longueuil Coll. Francais
21	* Tim MARKS	So.	Forward	L	6-3	217	1/27/85	Brownville, NY/Nepean Raiders
26	* Mike WILLEMSSEN	Jr.	Forward	L	6-0	195	5/22/86	Stittsville, ONT/Cumberland Grads
27	Lauri TUOHIMAA	Fr.	Forward	L	5-11	170	5/17/86	Helsinki, Finland/IFK Helsinki
29	Eric DADDARIO	Fr.	Forward	L	6-2	200	3/22/88	Medford, MA/South Kent
30	Alex WYSE	Fr.	Goal	L	6-0	175	8/17/87	Amherst, NY/Richmond Hill Rams
32	\$* Nick DODGE	Sr.	Forward	R	5-10	184	5/1/86	Oakville, ONT/Oakville Blades
33	* David LEGGIO	Sr.	Goal	L	6-0	187	7/31/84	Williamsville, NY/Capital District Selects
44	* Jeremiah CROWE	So.	Defense	R	5-11	174	2/14/86	Kenmore, NY/Markham Waxers
61	Michael KOSZIWKA	Fr.	Forward	R	6-3	175	9/17/88	Mississauga, ONT/Streetville Derbys
77	Brandon DeFAZIO	Fr.	Forward	L	6-1	200	9/13/88	Oakville, ONT/Oakville Blades
89	Bryan RUFENACH	Fr.	Defense	L	6-0	184	4/15/89	Cameron, ONT/Lindsay Muskies
91	* Shea GUTHRIE	Jr.	Forward	R	6-0	204	7/30/87	Carleton Place, ONT/St. George's School

* Letterwinners (17), \$ Captain, % Assistant Captain

Head Coach: **George ROLL** (Bowling Green '86)

Associate Coach: **Greg DRECHSEL** (Colgate '88)

Assistant Coach: **Jean-Francois HOULE** (Clarkson '97)

Hockey Trainer: **Mike PITTS** (Cortland '00)

Equipment Manager: **Jerry DEON**

Student Manager: **Ryan SPADACCINI**

Video Coordinator: **Mike CALLAN**

Geographical Breakdown:

Ontario.....	10
New York.....	9
Quebec.....	2
British Columbia.....	1
California.....	1
Connecticut.....	1
Finland.....	1
Maine.....	1
Massachusetts.....	1

Class Breakdown:

Seniors.....	6
Juniors.....	8
Sophomores.....	4
Freshmen.....	9

Positional Breakdown:

Goal.....	3
Defense.....	8
Forwards.....	16

The Automated ScoreBook
 CLARKSON Overall Team Statistics (as of Mar 17, 2008)
 All games

Overall: 21-12-4 Conf: 15-4-3 Home: 15-3-1 Away: 6-8-2 Neut: 0-1-1

TEAM STATISTICS	CLARKSON	OPP

SHOT STATISTICS.....		
Goals-Shot attempts.....	106-1107	90-1056
Shot pct.....	.096	.085
Goals/Game.....	2.9	2.4
Shots/Game.....	29.9	28.5
Assists.....	172	152
POWER PLAYS.....		
Goals-Power Plays.....	24-171	30-185
Conversion Percent.....	.140	.162
Shot Attempts.....	253	262
Shot Percent.....	.095	.115
GOAL BREAKDOWN.....		
Total Goals.....	106	90
Power Play.....	24	30
Short-handed.....	12	3
Empty net.....	4	3
Penalty.....	0	0
Unassisted.....	8	4
Overtime.....	3	1
PENALTIES.....		
Number.....	233	220
Minutes.....	496	481
Penalties/Game.....	6.3	5.9
Pen minutes/Game.....	13.4	13.0
Minor.....	228	213
Major.....	2	3
10-minute Misconduct.....	1	2
Game Misconduct.....	2	2
Gross Misconduct.....	0	0
Match.....	0	0
FACEOFFS (W-L).....	1322-1184	1184-1322
Faceoff W-L Pct.....	.528	.472
ATTENDANCE.....		
Total.....	51953	53797
Dates/Avg Per Date.....	19/2734	16/3362
Neutral Site #/Avg.....	2/2184	

GOALS BY PERIOD	1	2	3	OT	Total

CLARKSON.....	33	33	37	3 -	106
Opponents.....	28	30	31	1 -	90

SAVES BY PERIOD	1	2	3	OT	Total

CLARKSON.....	321	339	283	23 -	966
Opponents.....	313	338	318	32 -	1001

The Automated ScoreBook
CLARKSON Overall Individual Statistics (as of Mar 17, 2008)
All games

Overall: 21-12-4 Conf: 15-4-3 Home: 15-3-1 Away: 6-8-2 Neut: 0-1-1

## Name	-----SHOTS-----							-----PENALTIES-----				-----GOALS-----									
	GP	G	A	Pts	Shots	Pct	+/-	No-Min	Min	Maj	Oth	PP	SH	FG	GW	GTG	OT	HT	PN	UA	
8 BECA, Matt	37	10	24	34	92	.109	+11	4-8	4	0	0	0	4	3	0	1	0	0	0	0	
15 ZALEWSKI, Steve	36	21	12	33	127	.165	+10	17-34	17	0	0	7	2	3	4	0	0	2	0	2	
11 D'ALVISE, Chris	37	12	17	29	120	.100	+5	8-16	8	0	0	5	1	4	2	0	1	0	0	0	
32 DODGE, Nick	37	12	14	26	116	.103	+8	12-24	12	0	0	4	4	1	4	0	0	0	0	2	
19 CAYER, David	36	9	12	21	78	.115	-1	14-36	13	0	1	1	0	1	2	0	1	0	0	0	
91 GUTHRIE, Shea	36	8	13	21	91	.088	+6	9-18	9	0	0	2	0	2	4	0	0	0	0	0	
14 CLITSOME, Grant	37	5	16	21	101	.050	+23	14-28	14	0	0	2	1	0	0	0	0	0	0	0	
9 FREEMAN, Scott	29	5	11	16	30	.167	+10	5-10	5	0	0	0	0	2	0	0	0	0	0	1	
21 MARKS, Tim	33	7	8	15	42	.167	+1	14-28	14	0	0	2	0	0	2	0	0	1	0	1	
27 TUOHIMAA, Lauri	37	3	12	15	28	.107	+7	7-25	5	1	1	0	0	0	1	0	0	0	0	0	
12 MASON, Tyrell	35	1	8	9	40	.025	+8	29-58	29	0	0	0	0	0	0	0	0	0	0	1	
77 DeFAZIO, Brandon	35	3	4	7	35	.086	-4	15-30	15	0	0	0	0	1	0	0	0	0	0	1	
3 PIZZO, Tom	22	2	4	6	8	.250	+8	15-30	15	0	0	0	0	0	0	0	0	0	0	0	
5 BELLOWS, Adam	32	0	6	6	27	.000	+7	3-6	3	0	0	0	0	0	0	0	0	0	0	0	
89 RUFENACH, Bryan	33	3	2	5	59	.051	-1	6-12	6	0	0	1	0	1	1	0	0	0	0	0	
13 TUTTLE, Dan	35	1	4	5	27	.037	0	14-28	14	0	0	0	0	0	1	0	1	0	0	0	
2 PAQUET, Phil	25	1	3	4	24	.042	+2	23-57	21	1	1	0	0	0	0	0	0	0	0	0	
17 ARCIERO, Mike	12	2	0	2	12	.167	+1	2-4	2	0	0	0	0	0	0	0	0	0	0	0	
61 KOSZIWKA, Michael	17	1	1	2	10	.100	-4	3-6	3	0	0	0	0	0	0	0	0	0	0	0	
4 REED, Dan	21	0	1	1	13	.000	+3	5-10	5	0	0	0	0	0	0	0	0	0	0	0	
44 CROWE, Jeremiah	17	0	0	0	11	.000	+4	2-4	2	0	0	0	0	0	0	0	0	0	0	0	
16 MARSHALL, Jon	5	0	0	0	1	.000	-1	1-2	1	0	0	0	0	0	0	0	0	0	0	0	
26 WILLEMSSEN, Mike	20	0	0	0	15	.000	-2	5-10	5	0	0	0	0	0	0	0	0	0	0	0	
TM TEAM	13	0	0	0	0	.000	0	6-12	6	0	0	0	0	0	0	0	0	0	0	0	
Total.....	37	106	172	278	1107	.096	+101	233-496	228	2	3	24	12	18	21	1	3	3	0	8	
Opponents.....	37	90	152	242	1056	.085	-	220-481	213	3	4	30	3	18	12	2	1	0	0	4	

## Name	---GOAL AVERAGE---			--SAVES--		---RECORD---				-----GOALS-----					
	GP-GS	Minutes	GA	Avg	Saves	Pct	W	L	T	Sho	PP	SH	EN	PEN	SOG
33 LEGGIO, David	36-35	2094:00	78	2.23	875	.918	21	11	4	5	26	3	0	0	0
1 POTTER, Tim	5-2	169:09	9	3.19	91	.910	0	1	0	0	4	0	0	0	0
TM EMPTY NET	13-0	9:57	3	-	0	.000	0	0	0	1	0	0	3	0	0
Total.....	37-0	2273:06	90	2.38	966	.915	21	12	4	6	30	3	3	0	0
Opponents.....	37-0	2274:13	106	2.80	1001	.904	12	21	4	1	24	12	4	0	0

The Automated ScoreBook
 CLARKSON Overall Individual Statistics (as of Mar 17, 2008)
 All games

##	FACEOFFS	GP	W	L	Pct
12	MASON, Tyrell	35	6	0	1.000
61	KOSZIWKA, Michael	17	1	0	1.000
19	CAYER, David	36	32	15	.681
9	FREEMAN, Scott	29	2	1	.667
32	DODGE, Nick	37	544	404	.574
15	ZALEWSKI, Steve	36	375	316	.543
17	ARCIERO, Mike	12	2	2	.500
14	CLITSOME, Grant	37	1	1	.500
91	GUTHRIE, Shea	36	32	36	.471
11	D'ALVISE, Chris	37	172	196	.467
27	TUOHIMAA, Lauri	37	9	11	.450
13	TUTTLE, Dan	35	106	135	.440
8	BECA, Matt	37	6	8	.429
21	MARKS, Tim	33	34	57	.374
26	WILLEMSSEN, Mike	20	0	1	.000
77	DeFAZIO, Brandon	35	0	1	.000

##	POWER PLAYS	GP	G	A	Pts	Sh	Pct
32	DODGE, Nick	37	4	7	11	32	.125
14	CLITSOME, Grant	37	2	9	11	40	.050
15	ZALEWSKI, Steve	36	7	3	10	36	.194
8	BECA, Matt	37	0	9	9	24	.000
11	D'ALVISE, Chris	37	5	3	8	32	.156
19	CAYER, David	36	1	5	6	16	.062
21	MARKS, Tim	33	2	3	5	5	.400
91	GUTHRIE, Shea	36	2	2	4	20	.100
27	TUOHIMAA, Lauri	37	0	2	2	2	.000
9	FREEMAN, Scott	29	0	2	2	3	.000
89	RUFENACH, Bryan	33	1	0	1	18	.056
5	BELLOWS, Adam	32	0	1	1	5	.000
13	TUTTLE, Dan	35	0	0	0	1	.000
2	PAQUET, Phil	25	0	0	0	7	.000
77	DeFAZIO, Brandon	35	0	0	0	4	.000
12	MASON, Tyrell	35	0	0	0	8	.000

2007-08 CLARKSON UNIVERSITY HOCKEY RESULTS

GAMES: 37

Overall Record: 21-12-4

ECAC RECORD: 15-4-3 LEAGUE CHAMPIONS

		ATT	CU		OPP	Clarkson Saves	Clarkson Goal Scorers - Gamewinner in CAPS
October 6	W(H)	2,467	5	ACADIA (exh.)	2	LEGGIO 8/Potter 18	D'Alvise, Freeman, MASON, Arciero, Clitsome
October 7	L(A)	3,400	2	at St. Lawrence	3	LEGGIO 27	Dodge, Beca
October 12	W(H)	2,560	2	UMASS	1ot	LEGGIO 18	Dodge, TUTTLE
October 13	W(H)	2,599	2	PROVIDENCE	0	LEGGIO 28	GUTHRIE, Zalewski
October 20	W(H)	3,695	5	*ST. LAWRENCE	4ot	LEGGIO 23	Pizzo, Marks, Zalewski, Tuohimaa, D'ALVISE
October 26	W(A)	1,970	4	at Lake Superior	0	LEGGIO 19	ZALEWSKI, Tuohimaa, Dodge, D'Alvise
October 27	L(A)	2,109	1	at Lake Superior	5	POTTER 31	Cayer
November 2	W(H)	2,643	2	*HARVARD	1	LEGGIO 25	Beca, MARKS
November 3	W(H)	2,778	4	*DARTMOUTH	3	LEGGIO 18	MARKS 3, Cayer
November 9	L(A)	3,444	2	*Quinnipiac	3	LEGGIO 22	D'Alvise, Cayer
November 10	W(A)	1,422	6	*Princeton	2	LEGGIO 33	Guthrie, ZALEWSKI 4, Freeman
November 16	W(H)	2,380	1	*YALE	0	LEGGIO 24	CAYER
November 17	W(H)	2,581	4	*BROWN	2	LEGGIO 29	Freeman, D'Alvise 2, TUOHIMAA
November 23	L(H)	2,391	1	ST. CLOUD	4	LEGGIO 9	Rufenach
November 24	W(H)	2,671	3	ST. CLOUD	2	LEGGIO 30	DODGE 2, Guthrie
December 1	L(A)	3,400	2	*St. Lawrence	4	LEGGIO 35	Clitsome 2
December 28	L(N)	3,846	3	%Maine	5	LEGGIO 32	Dode, Kosziwka, Arciero
December 29	T(N)	4,368	3	%Cornell	3ot	Potter 28, LEGGIO 5	Cayer, Zalewski, Beca
January 5	W(H)	3,425	4	BOSTON COLLEGE	2	LEGGIO 29	Clitsome, Dodge, GUTHRIE, Beca
January 11	L(A)	3,811	1	*Dartmouth	3	LEGGIO 32	Zalewski
January 12	W(A)	2,673	4	*Harvard	2	LEGGIO 31	D'Alvise, ZALEWSKI 3
January 18	T(A)	2,246	1	*Colgate	1ot	LEGGIO 26	Zalewski
January 20	W(A)	4,267	4	*Cornell	2	LEGGIO 25	D'Alvise, Zalewski, GUTHRIE, Marks
January 25	W(H)	2,856	5	*RENSSELAER	2	LEGGIO 23	Beca, DeFazio, D'ALVISE, Marks, Guthrie
January 26	W(H)	2,931	3	*UNION	2	LEGGIO 31	DeFazio, Zalewski, GUTHRIE
February 1	L(A)	6,652	2	Colorado College	5	LEGGIO 37	D'Alvise, Cayer
February 2	L(A)	6,737	1	Colorado College	6	LEGGIO 9/Potter 18	Mason
February 8	W(H)	2,785	4	*CORNELL	1	LEGGIO 32	Freeman, DODGE, Beca, Clitsome
February 9	T(H)	3,014	0	*COLGATE	0ot	LEGGIO 15	
February 15	W(A)	1,113	4	*Brown	3ot	LEGGIO 26	Guthrie, D'Alvise, Zalewski, CAYER
February 16	L(A)	3,486	2	*Yale	5	LEGGIO 23	Beca 2
February 22	T(A)	1,963	3	*Union	3ot	LEGGIO 34	Zalewski, Pizzo, DeFazio
February 23	W(A)	5,084	3	*Rensselaer	1	LEGGIO 16	Freeman, DODGE 2
February 29	W(H)	3,382	4	*PRINCETON	3	LEGGIO 23	Beca, Zalewski, Paquet, DODGE
March 1	W(H)	3,013	8	*QUINNIPIAC	0	LEGGIO 12/Potter 14	RUFENACH 2, Clitsome, D'Alvise, Zalewski, Beca Arciero, Cayer
March 14	W(H)	2,213	1	#COLGATE	0	LEGGIO 19	ZALEWSKI
March 15	L(H)	2,465	3	#COLGATE	4	LEGGIO 23	Dodge, Cayer, Zalewski
March 16	L(H)	1,571	2	#COLGATE	3 2ot	LEGGIO 29	D'Alvise, Freeman

Attendance Total 116,411

*ECAC Hockey, %Florida College Classic, #ECAC Quarterfinals

	Wins	Losses	Ties	Pct.
Overall Record	21	12	4	0.622
ECAC Hockey	15	4	3	0.750
Postseason	1	2	0	0.333
vs ECAC (non-league)	0	1	1	0.250
vs HEA	3	1	0	0.750
vs CCHA	1	1	0	0.500
vs WCHA	1	3	0	0.250
Home	15	3	1	0.816
Away	6	8	2	0.438
Neutral	0	1	1	0.250
Overtime	3	1	4	0.625
Exhibition	1	0	0	1.000

SCORING by CLASS	Games	GLS	ASST	PTS	% of overall Scoring
Seniors (5)	158	49	54	103	0.37
Juniors (8)	225	23	51	74	0.27
Sophomores (3)	87	17	31	48	0.17
Freshman (7)	194	17	36	53	0.19
	664	106	172	278	1.00

2007-08 CLARKSON UNIVERSITY HOCKEY Game-by-Game Statistics

Date	Opponent	Score	CU Power Play			CU Penalty Kill			CU		OPP		CU	OPP		
			PPG	Att	%	Kills	Att	%	Pen	Min	Pen	Min	Shots			
Oct. 7	at St. Lawrence	L 3-2	0	of	7	0.00	6	of	6	1.00	7	14	8	16	29	30
Oct. 12	UMASS	W 2-1ot	1	of	5	0.20	2	of	2	1.00	2	4	5	10	33	19
Oct. 13	PROVIDENCE	W 2-0	0	of	3	0.00	3	of	3	1.00	4	8	4	8	20	28
Oct. 20	*ST. LAWERENCE	W 5-4ot	2	of	4	0.50	3	of	4	0.75	6	12	6	12	34	27
Oct. 26	at Lake Superior	W 4-0	2	of	7	0.29	5	of	5	1.00	5	10	7	14	25	19
Oct. 27	at Lake Superior	L 5-1	0	of	3	0.00	5	of	8	0.63	10	20	5	10	36	36
Nov. 2	*HARVARD	W 2-1	0	of	5	0.00	4	of	5	0.80	5	10	5	10	22	26
Nov. 3	*DARTMOUTH	W 4-3	1	of	3	0.33	2	of	2	1.00	2	4	3	6	40	21
Nov. 9	at *Quinnipiac	L 3-2	0	of	5	0.00	6	of	7	0.86	11	30	10	28	23	25
Nov. 10	at *Princeton	W 6-2	1	of	2	0.50	4	of	5	0.80	5	10	2	4	31	35
Nov. 16	*YALE	W 1-0	0	of	3	0.00	5	of	5	1.00	6	12	4	8	26	24
Nov. 17	*BROWN	W 4-2	2	of	8	0.25	5	of	7	0.71	8	16	8	16	35	31
Nov. 23	ST. CLOUD	L 4-1	0	of	7	0.00	2	of	3	0.67	4	8	8	16	33	13
Nov. 24	ST. CLOUD	W 3-2	1	of	4	0.25	6	of	7	0.86	8	16	6	20	36	32
Dec. 1	at *St. Lawrence	L 4-2	2	of	6	0.33	4	of	4	1.00	6	12	7	14	39	39
Dec. 28	vs. Maine	L 5-3	0	of	4	0.00	4	of	6	0.67	9	29	6	12	24	37
Dec. 29	vs. Cornell	T 3-3ot	1	of	5	0.20	6	of	7	0.86	8	16	6	12	33	36
Jan. 5	BOSTON COLLEGE	W 4-2	0	of	5	0.00	5	of	5	1.00	8	16	8	19	30	31
Jan. 11	at *Dartmouth	L 3-1	1	of	5	0.20	2	of	2	1.00	2	4	5	10	37	35
Jan. 12	at *Harvard	W 4-2	0	of	3	0.00	3	of	3	1.00	3	6	3	6	28	33
Jan. 18	at *Colgate	T 1-1ot	1	of	4	0.25	4	of	5	0.80	6	12	5	10	37	27
Jan. 20	at *Cornell	W 4-2	0	of	4	0.00	3	of	4	0.75	5	10	5	10	22	27
Jan. 25	*RENSELAER	W 5-2	1	of	5	0.20	2	of	3	0.67	4	8	6	12	31	25
Jan. 26	*UNION	W 3-2	0	of	3	0.00	6	of	7	0.86	8	16	4	8	27	33
Feb. 1	at Colorado College	L 5-2	0	of	2	0.00	4	of	5	0.80	6	12	3	6	17	42
Feb. 2	at Colorado College	L 6-1	0	of	1	0.00	5	of	7	0.71	9	18	4	8	26	33
Feb. 8	*CORNELL	W 4-1	1	of	5	0.20	6	of	7	0.86	7	14	5	10	25	33
Feb. 9	*COLGATE	T 0-0ot	0	of	5	0.00	5	of	5	1.00	5	10	5	10	23	15
Feb. 15	at *Brown	W 4-3ot	1	of	3	0.33	1	of	1	1.00	2	4	4	8	34	29
Feb. 16	at *Yale	L 5-2	0	of	9	0.00	6	of	7	0.86	8	16	10	20	38	28
Feb. 22	at *Union	T 3-3ot	1	of	6	0.17	4	of	6	0.67	9	18	9	29	27	37
Feb. 23	at *Rensselaer	W 3-1	1	of	7	0.14	5	of	6	0.83	7	25	8	27	31	17
Feb. 29	*PRINCETON	W 4-3	1	of	6	0.17	2	of	4	0.50	7	14	9	18	27	29
Mar. 1	*QUINNIPIAC	W 8-0	2	of	6	0.33	7	of	7	1.00	11	22	10	20	25	26
Mar. 14	#COLGATE	W 1-0	1	of	2	0.50	4	of	4	1.00	4	8	2	4	25	19
Mar. 15	#COLGATE	L 4-3	0	of	1	0.00	2	of	2	1.00	5	10	5	10	24	27
Mar. 16	#COLGATE	L 3-2 2ot	0	of	8	0.00	7	of	9	0.78	11	22	10	20	54	32
TOTALS			24	of	171	0.14	155	of	185	0.84	233	496	220	481	1107	1056

Oct. 6 ACADIA (exh.) W(H) 5-2 2 of 5 0.40 4 of 5 0.80 9 18 9 18 29 28

When Clarkson Scores First: 14-3-1	When Outshooting Opponents: 11-4-2	October Games: 4-2-0
When Opponent Scores First: 7-9-2	When Outshot by Opponents: 9-6-2	November Games: 6-2-0
When Leading After the First: 10-2-0	When Shots are Equal: 0-2-0	December Games: 0-2-1
When Trailing After the First: 4-8-0		January Games: 5-1-1
When Tied After the First: 7-2-4	Longest Winning Streak: 4 (twice)	February Games: 4-3-2
When Leading After the Second: 14-0-1	Longest UnBeaten Streak: 5 (twice)	March Games: 2-2-0
When Trailing After the Second: 3-8-1	Longest Losing Streak: 2 (three times)	
When Tied After the Second: 4-4-2	Longest Winless Streak: 3 (12/1-12/29) (0-2-1)	
Most Goals Scored: 8 in 8-0 W(H) vs Quinnipiac, 3/1	Most Pen/Min: 11/30 in 3-2 L(A) at Quinnipiac, 11/9	
Most Goals in Period: 4 (1st) in 8-0 W(H) vs Quinnipiac, 3/1	Most Opp Pen/Min: 9/29 in 3-3ot T(A) at Union, 2/22	
Most Goals Allowed: 6 in 6-1 L(A) at Colorado College, 2/2	Fewest Pen/Min: 2/4 (four times)	
Most Goals Allowed in Pd: 3 (five times)	Fewest Opp Pen/Min: 2/4 (twice)	
Most Assists: 15 in 8-0 W(H) vs Quinnipiac, 3/1	Most Shots: 54 in 3-2 2ot L(H) vs Colgate, 3/16	
Most Points: 23 (8-15) in 8-0 W(H) vs Quinnipiac, 3/1	Most Opp Shots: 42 in 5-2 L(A) at Colorado College, 2/1	
Most PP Goals: 2 (five times)	Fewest Shots: 17 in 5-2 L(A) at Colorado College, 2/1	
Most PP Attempts: 9 (0-9) in 5-2 L(A) at Yale, 2/15	Fewest Opp Shots: 13 in 4-1 L(H) vs St. Cloud State, 11/23	
Most Opp PPGs: 3 (3-8) in 5-1 L(A) at LSSU, 10/27	Most Saves: 37 by Leggio in 5-2 L(A) at Colorado College, 2/1	
Most Opp PP Atts: 9 (2-9) in 3-2 2ot L(H) vs Colgate, 3/16	Most Saves in Period: 18 (2nd) by Leggio in 3-2 W(H) vs Union, 1/26	

2007-08 Team Game-by-Game Clarkson Goaltending Statistics

Date	Opponent	Score	CU Goaltender	MINS	Saves	Sv%	GA	GAA	W	L	T	PPG	SHG	P/M	PTS
Oct. 7	at St. Lawrence	L 3-2	LEGGIO	59	27	0.900	3	3.05	0	1	0	0	0	0	0
Oct. 12	UMASS	W 2-1ot	LEGGIO	60.59	18	0.947	1	0.99	1	1	0	0	0	0	0
Oct. 13	PROVIDENCE	W 2-0	LEGGIO	60	28	1.000	0	0.00	2	1	0	0	0	0	0
Oct. 20	*ST. LAWRENCE	W 5-4ot	LEGGIO	61.26	23	0.852	4	3.92	3	1	0	1	0	0	0
Oct. 26	at Lake Superior	W 4-0	LEGGIO	60	19	1.000	0	0.00	4	1	0	0	0	0	0
Oct. 27	at Lake Superior	L 5-1	POTTER	60	31	0.861	5	5.00	0	1	0	3	0	0	0
Nov. 2	*HARVARD	W 2-1	LEGGIO	60	25	0.962	1	1.00	5	1	0	1	0	0	0
Nov. 3	*DARTMOUTH	W 4-3	LEGGIO	60	18	0.857	3	3.00	6	1	0	0	0	0	0
Nov. 9	at *Quinnipiac	L 3-2	LEGGIO	59.33	22	0.880	3	3.03	6	2	0	1	0	0	0
Nov. 10	at *Princeton	W 6-2	LEGGIO	60	33	0.943	2	2.00	7	2	0	1	0	0	0
Nov. 16	*YALE	W 1-0	LEGGIO	60	24	1.000	0	0.00	8	2	0	0	0	0	0
Nov. 17	*BROWN	W 4-2	LEGGIO	59.56	29	0.935	2	2.01	9	2	0	2	0	0	0
Nov. 23	ST. CLOUD	L 4-1	LEGGIO	59.09	9	0.750	3	3.05	9	3	0	1	0	0	0
Nov. 24	ST. CLOUD	W 3-2	LEGGIO	60	30	0.938	2	2.00	10	3	0	1	1	0	0
Dec. 1	at *St. Lawrence	L 4-2	LEGGIO	59.3	35	0.897	4	4.05	10	4	0	0	0	0	0
Dec. 28	vs. Maine	L 5-3	LEGGIO	57.26	32	0.865	5	5.24	10	5	0	2	0	0	0
Dec. 29	vs. Cornell	T 3-3ot	Potter	52.09	28	0.903	3	3.46				1	0	0	0
			LEGGIO	12.51	5	1.000	0	0.00	10	5	1	0	0	0	0
Jan. 5	BOSTON COLLEGE	W 4-2	LEGGIO	60	29	0.935	2	2.00	11	5	1	0	0	0	0
Jan. 11	at *Dartmouth	L 3-1	LEGGIO	59.5	32	0.941	2	2.02	11	6	1	0	0	0	0
Jan. 12	at *Harvard	W 4-2	LEGGIO	59.53	31	0.939	2	2.02	12	6	1	0	0	0	0
Jan. 18	at *Colgate	T 1-1ot	LEGGIO	64.55	26	0.963	1	0.93	12	6	2	1	0	0	0
Jan. 20	at *Cornell	W 4-2	LEGGIO	60	25	0.926	2	2.00	13	6	2	1	0	0	0
Jan. 25	*RENSSELAER	W 5-2	LEGGIO	60	23	0.920	2	2.00	14	6	2	1	0	0	0
Jan. 26	*UNION	W 3-2	LEGGIO	60	31	0.939	2	2.00	15	6	2	1	0	0	0
Feb. 1	at Colorado College	L 5-2	LEGGIO	60	37	0.881	5	5.00	15	7	2	1	1	0	0
Feb. 2	at Colorado College	L 6-1	LEGGIO	31.1	9	0.643	5	9.65	15	8	2	2	0	0	0
			Potter	28.5	18	0.947	1	2.11				0	0	0	0
Feb. 8	*CORNELL	W 4-1	LEGGIO	60	32	0.970	1	1.00	16	8	2	1	0	0	0
Feb. 9	*COLGATE	T 0-0ot	LEGGIO	65.54	15	1.000	0	0.00	16	8	3	0	0	0	0
Feb. 15	at *Brown	W 4-3ot	LEGGIO	64.12	26	0.897	3	2.81	17	8	3	0	0	0	0
Feb. 16	at *Yale	L 5-2	LEGGIO	57.19	23	0.852	4	4.20	17	9	3	1	0	0	0
Feb. 22	at *Union	T 3-3ot	LEGGIO	65	34	0.919	3	2.77	17	9	4	2	0	0	0
Feb. 23	at *Rensselaer	W 3-1	LEGGIO	60	16	0.941	1	1.00	18	9	4	1	0	0	0
Feb. 29	*PRINCETON	W 4-3	LEGGIO	60	26	0.897	3	3.00	19	9	4	2	1	0	0
Mar. 1	*QUINNIPIAC	W 8-0	LEGGIO	31.5	12	1.000	0	0.00	20	9	4	0	0	0	0
			Potter	28.1	14	1.000	0	0.00							
Mar. 14	#COLGATE	W 1-0	LEGGIO	60	19	1.000	0	0.00	21	9	4	0	0	0	0
Mar. 15	#COLGATE	L 4-3	LEGGIO	58.53	23	0.885	3	3.08	21	10	4	0	0	0	0
Mar. 16	#COLGATE	L 3-2 2ot	LEGGIO	87.31	29	0.906	3	2.06	21	11	4	2	0	0	0
Oct. 6	ACADIA (exh.)	W(H) 5-2	LEGGIO	30.35	8	0.889	1	1.98	-	-	-	0	0		
			Potter	29.25	18	0.947	1	2.05	-	-	-	1	0		

	CAREER	LEGGIO	WYSE	POTTER	
	Made 0-10 Saves:	0-3-1			CAREER GAME HIGHS - DAVID LEGGIO Saves: 56 - at Cornell in 3-2 2ot loss, 3/11/06 Saves in a Period: 21 (1st) - at Cornell in 3-2 2ot loss, 3/11/06 Goals: 6 - at Quinnipiac in 6-1 loss, 2/3/06 Shots: 59 - at Cornell in 3-2 2ot loss, 3/11/06
G	Made 11-19 Saves:	8-0-2			
O	Made 20-29 Saves:	34-13-7			
A	Made 30-39 Saves:	13-10-2		0-1-0	
L	Made 40-49 Saves:	3-0-0			CAREER GAME HIGHS - TIM POTTER Saves: 31 in 5-1 - Lake Superior in 5-1 loss, 10/27/07 Saves in a Period: 14 (1st) - at Lake Superior in 5-1 loss, 10/27/07 Goals: 5 - at Lake Superior in 5-1 loss, 10/27/07 Shots: 36 - at Lake Superior in 5-1 loss, 10/27/07
T	Made 50+ Saves:	0-2-0			
E	Allowed 0 Goals:	8-0-2			
N	Allowed 1 Goal:	15-1-4			
D	Allowed 2 Goals:	23-3-0			CAREER GAME HIGHS - ALEX WYSE Saves: Saves in a Period: Goals: Shots:
I	Allowed 3 Goals:	9-9-5			
N	Allowed 4 Goals:	3-7-1			
G	Allowed 5 Goals:	0-7-0		0-1-0	
	Allowed 6+ Goals:	0-1-0			
R	October:	11-3-1		0-1-0	
E	November:	11-6-1			
C	December:	6-2-2			
O	January:	10-4-4			
R	February:	12-8-4			
D	March:	8-5-0			
S	Friday:	29-19-6			
	Saturday:	25-7-6		0-1-0	
	Other:	4-2-0			

THE LAST TIME



TEAM

CU WON BACK-to-BACK ECAC GAMES at CHEEL on a WEEKEND	February 29 - March 1, 2008 vs Princeton (4-3) and Quinnipiac (8-0)
CU WON BACK-to-BACK ECAC ROAD GAMES on a WEEKEND	December 1-2, 2006 at Yale (4-1) and at Brown (2-1)
CU WON BACK-to-BACK Non-LEAGUE GAMES on a WEEKEND	October 12-13, 2007 vs UMass (2-1OT) , Providence (2-0) at Cheel
CU SHUTOUT an OPPONENT on the ROAD	October 26, 2007 at Lake Superior (4-0, David Leggio , 19 saves)
CU SHUTOUT an OPPONENT at HOME.....	March 14, 2008 vs Colgate (Gm. 1 -ECAC 1/4Finals) at Cheel (1-0, David Leggio 19 saves)
CU POSTED CONSECUTIVE SHUTOUTS:.....	March 1 vs Quinnipiac (8-0, Leggio 12 saves, Potter 14), March 14, 2008 vs Colgate (1-0, Leggio 19 saves)
CU WAS SHUTOUT at HOME	February 9, 2008 vs Colgate at Cheel (0-0, Mark Dekanich, 23 saves)
CU WAS SHUTOUT on the ROAD	November 17, 2006 at St. Cloud State (4-0, Jase Weslosky 24 saves)
CU WAS SHUTOUT at NEUTRAL SITE	March 23, 2007 vs UMass - NCAA East Reg. in Rochester, NY (1-0ot, Jon Quick 33 saves)
CU WAS SHUTOUT in CONSECUTIVE GAMES:.....	January 19, 2002 (L 2-0 at Vermont), January 25, 2002 (L 1-0 to Cornell at Cheel)
OVERTIME GAME	March 16, 2008 vs Colgate - Gm. 3 ECAC Quarterfinals (L 3-2 2ot - 87:36)
CU WON in OVERTIME.....	February 15, 2008 at Brown (W 4-3 - 64:12 - David Cayer GWG)
CU LOST in OVERTIME	March 16, 2008 vs Colgate - Gm. 3 ECAC Quarterfinals (L 3-2 2ot - 87:36)
TIE GAME	February 22, 2008 at Union (T 3-3 - 65:00)
CU HAD NO PENALTIES	February 21, 1997 vs Harvard (W 4-2)
OPPONENT HAD NO PENALTIES.....	March 10, 1962 vs. SLU (L 5-2)

SCORING

CU HAD 10 OR MORE GOALS	November 22, 1997 vs Rensselaer (W 11-0)
CU ALLOWED 10 OR MORE GOALS	December 28, 1988 at Maine (L 10-0)
CU HAT TRICK	January 12, 2008 - Steve Zalewski 4-2 win at Harvard
HAT TRICK AGAINST CU.....	February 24, 2006 - David Jones in 5-2 Dartmouth win in Hanover, NH
CU FRESHMAN HAT TRICK.....	January 20, 1992 - Todd Marchant vs Plattsburgh (CU W 6-2 at Cheel)
CU FRESHMAN HAT TRICK in ECAC PLAY.....	December 8, 1984 - Luciano Borsato vs Brown (CU W 6-3 in Providence)
CU HAT TRICK by DEFENSEMAN.....	February 26, 1999 - Willie Mitchell in 9-3 win vs Brown at Cheel Arena
CU FOUR-GOAL GAME.....	November 10, 2007 - Steve Zalewski (4) in 6-2 win at Princeton
FOUR-GOAL GAME AGAINST CU	November 15, 2003 Jon Smyth-Colgate in Potsdam (Colgate W 6-1)
CU FIVE-GOAL GAME	February 6, 1976 - Marty McNally in 6-6 OT tie vs RPI at Walker Arena
THREE-ASSIST GAME by CU.....	March 1, 2008 - Lauri Tuohimaa in 8-0 win vs Quinnipiac at Cheel Arena
FOUR-ASSIST GAME by CU	January 3, 2004 - John Sullivan in 8-2 win vs Mercyhurst in Potsdam
FIVE-ASSIST GAME by CU.....	February 17, 1996 - Todd White in 7-2 win vs Yale at Cheel Arena
FIVE-POINT GAME by CU	January 5, 2002 -Kevin O'Flaherty (3-2), Matt Poapst (1-4) in 8-1 win vs Mercyhurst at Cheel Arena
SIX-POINT GAME by CU	March 18, 1995 - Chris Lipsett (4-2) in 10-5 win vs Colgate at Lake Placid
SEVEN-POINT GAME by CU.....	December 29, 1982- Charlie Meitner (3-4) in 17-0 win vs Air Force at Syracuse

SPECIAL TEAMS

CU SCORED THREE or MORE POWER-PLAY GOALS	December 1, 2006 in 4-1 win at Yale (4-of-9)
CU ALLOWED THREE or MORE POWER-PLAY GOALS.....	October 27, 2007 in 5-1 loss at Lake Superior (3-8)
CU SHORTHANDED GOAL.....	March 16, 2008 in 4-3 2ot loss vs Colgate - Gm. 2 ECAC Quarterfinals (Chris D'Alvise)
CU SCORED MULTIPLE SHORTHANDED GOALS in a GAME (3).....	March 1, 2008 in 8-0 win vs Quinnipiac (Clitsome, Zalewski, Beca)
SHORTHANDED GOAL AGAINST CU	February 29, 2008 in 4-3 win vs Princeton at Cheel (Lee Jubinville)
TWO SHORTHANDED GOALS AGAINST CU in a GAME.....	March 11, 2005 in 5-0 loss at Cornell (Mike Knoepfi & Mike Iggulden)
CU PENALTY SHOT GOAL.....	January 4, 2003, Randy Jones - scores - in 6-0 win at Colgate
PENALTY SHOT GOAL AGAINST CU	November 10, 2006, Bryan Leitch of Quinnipiac (QU, W 6-4 at Cheel)
CU GOALIE STOPPED PENALTY SHOT.....	March 10, 2007 in 2-1 win vs Harvard in Gm 2 ECACHL Quarter. (Mike Taylor by David Leggio in the 2nd)
OPPOSING GOALIE STOPPED CU PENALTY SHOT.....	March 19, 2004 in 2-1 win over Colgate in ECAC semifinals in Albany (Steve Silverthorn stopped Chris Blight in 1st)

GOALTENDING

40+ SAVE GAME BY CU	February 23, 2007 at Quinnipiac - 42 by David Leggio in 4-1 win
50+ SAVE GAME BY CU	March 11, 2006 at Cornell, Game 2 ECACHL 1/4 finals - 56 by David Leggio in 3-2 2ot loss at Cornell
40+ SHOT GAME BY CU.....	October 21, 2006 - 53 in 7-1 win vs Lake Superior at Cheel Arena
50+ SHOT GAME BY CU.....	October 21, 2006 - 53 in 7-1 win vs Lake Superior at Cheel Arena
60+ SHOT GAME BY CU.....	October 12, 2002 - 65 in 8-2 exh. win over Toronto at Cheel
POINT SCORED BY A CU GOALIE	November 18, 2005 - David Leggio (assist) in 4-3 ot win over Princeton at Cheel